


Sl.No	Month	Name of Sub Division	Name of segregated agricultural feeders	Initial energy meter reading in the feeder	Final energy meter reading in the feeder	Meter constant	Monthly consumption recorded in all the agricultural feeders (In MU)	Distribution loss (11KV line, DTCs & LT line) Plus sales to other consumers if any, in MU (Losses in all the agrt. feeders only to be considered)	Net consumption duly deducting the Distribution loss (11KV & LT) & any other loads if any	Beginning of the month	7a	7b	7c = (7a+7b)/2	Average consumption of IP sets/month (In units)	Beginning of the month	9a	9b	9c = (9a+9b)/2	Total sales (In MU)
1	2	3	3a	3b	3c	4 = (3b-3a) *3c	5.00	6=(4-5)	7a	7b	7c = (7a+7b)/2	8=6/7c	9a	9b	9c = (9a+9b)/2	10=8*9c			
155	Jun-19	BHALKI	Talvad(K) ip	793268	797902	20	0.09	0.08	136	136	136	620.14	9670	9670	9670	10=8*9c			
156	Jun-19	BHALKI	ALANDI (IP)	15895.8	15904.5	2000	0.02	0.02	235	235	235	67.38	9670	9670	9670	10=8*9c			
157	Jun-19	BHALKI	chandapur(ip)	MNR	MNR	1000	0.56	0.60	173	173	173	3471.68	9670	9670	9670	10=8*9c			
158	Jun-19	BHALKI	inchoor(ip)	9200.20	9219.50	1000	0.02	0.02	127	127	127	138.29	9670	9670	9670	10=8*9c			
159	Jun-19	BHALKI	hals(ip)	11032.40	11058.90	1000	0.03	0.02	574	574	574	42.01	9670	9670	9670	10=8*9c			
160	Jun-19	BHALKI	salgaon(ip)	940799.00	942088.00	20	0.03	0.00	299	299	299	78.46	9670	9670	9670	10=8*9c			
161	Jun-19	BHALKI	ladhat(ip)	177884.10	178386.40	333	0.17	0.15	508	508	508	299.63	9670	9670	9670	10=8*9c			
162	Jun-19	BHALKI	halhal(ip)	17769.8	17874	2000	0.21	0.19	502	502	502	377.78	9670	9670	9670	10=8*9c			
163	Jun-19	BHALKI	K. tugaon(ip)	1368.10	1384.50	2000	0.03	0.00	456	456	456	65.46	9670	9670	9670	10=8*9c			
164	Jun-19	BHALKI	lakhangaon(ip)	MNR	MNR	2000	0.56	0.51	456	456	456	1117.54	9670	9670	9670	10=8*9c			
165	Jun-19	BHALKI	kogera(ip)	MNR	MNR	2000	0.60	0.55	210	210	210	2600.00	9670	9670	9670	10=8*9c			
166	Jun-19	BHALKI	Bhatambra (ip)	MNR	MNR	2000	0.10	0.09	130	130	130	700.00	9670	9670	9670	10=8*9c			
167	Jun-19	BHALKI	HUPLA (IP)	14834.5	14857.7	2000	0.05	0.00	143	143	143	295.27	9670	9670	9670	10=8*9c			
168	Jun-19	BHALKI	DHANNUR (IP)	MNR	MNR	2000	0.30	0.27	761	761	761	358.74	9670	9670	9670	10=8*9c			
169	Jun-19	BHALKI	HAINAL (IP)	MNR	MNR	1000	0.60	0.55	170	170	170	3211.76	9670	9670	9670	10=8*9c			
170	Jun-19	BHALKI	KOTGYAL (IP)	MNR	MNR	1000	0.75	0.68	311	311	311	2194.53	9670	9670	9670	10=8*9c			
171	Jun-19	BHALKI	KONGLI (IP)	MNR	MNR	2000	0.41	0.37	230	230	230	1622.17	9670	9670	9670	10=8*9c			
172	Jun-19	BHALKI	YENKUR (IP)	21931.29	22089.73	2000	0.32	0.29	485	485	485	594.56	9670	9670	9670	10=8*9c			
173	Jun-19	BHALKI	LANJWAD (IP)	123.2	127.8	2000	0.01	0.01	279	279	279	30.01	9670	9670	9670	10=8*9c			
174	Jun-19	BHALKI	BHATSANGVI (IP)	MNR	MNR	2000	0.99	0.90	283	283	283	3183.39	9670	9670	9670	10=8*9c			
			Bidar Total			64	21.75	19.80	32472	32472.00	32472	609.65	41685	41685	41685	25.41			
175	Jun-19	HUMNABAD	Old Nandgaun	7796.80	7878.9	1000	0.08	0.08	258	258	258	299	9017	9017	9017	2.70			
176	Jun-19	HUMNABAD	Ghatboral IP	MNR	MNR	1000	1.30	1.22	476	476	476	2957	9017	9017	9017	2.70			
177	Jun-19	HUMNABAD	Hunsal IP Set	MNR	MNR	2000	0.95	0.89	660	661	661	1352	9017	9017	9017	2.70			
178	Jun-19	HUMNABAD	Mugnoor IP	5246.30	5404	2000	0.30	0.28	667	668	668	422	9017	9017	9017	2.70			
179	Jun-19	HUMNABAD	Handkera IP	614.88	617.07	2000	0.00	0.00	1114	1119	1117	4	9017	9017	9017	2.70			
			Total				2.64	2.48	3175	3182	3179	780	9017	9017	9017	7.03			
180	Jun-19	MannaEkheili	Itaga	12634.20	12716.80	2000	0.17	0.16	413	413	413	378	9017	9017	9017	0.00			
181	Jun-19	MannaEkheili	Naganera	4199.60	4358.00	2000	0.32	0.30	304	305	305	978	9017	9017	9017	0.00			
182	Jun-19	MannaEkheili	Changlera	5127.20	5399.00	2000	0.46	0.44	755	755	755	577	9017	9017	9017	0.00			
183	Jun-19	MannaEkheili	Udhal Wadi	3716.40	3889.10	2000	0.35	0.32	877	877	877	370	9017	9017	9017	0.00			
184	Jun-19	MannaEkheili	Bemalkheda	2958.39	3062.43	2000	0.21	0.20	422	422	422	465	9017	9017	9017	0.00			
185	Jun-19	MannaEkheili	Udamalli	20285.27	20438.38	2000	0.31	0.29	438	438	438	1952	9017	9017	9017	0.00			
186	Jun-19	MannaEkheili	Chitgappa	22994.40	23114.10	2000	0.24	0.23	841	844	844	1526	9017	9017	9017	0.00			
187	Jun-19	MannaEkheili	Kodambal	30524.40	30687.40	2000	0.33	0.31	570	579	574	2078	9017	9017	9017	0.00			
			Total				2.37	2.23	4616.00	4633.00	4625	482	8867.00	8867.00	8867.00	2.23			
188	Jun-19	Basavakalyan	Neelkanthwadi	2220.54	2272.08	2000	0.10	0.10	412	412	412	235	9017	9017	9017	0.00			
189	Jun-19	Basavakalyan	Gunndoor	3526.19	3543.98	2000	0.04	0.03	252	254	253	132	9017	9017	9017	0.00			
190	Jun-19	Basavakalyan	Gour	0	0	4000	0.96	0.90	1024	1024	1024	881	9017	9017	9017	0.00			
191	Jun-19	Basavakalyan	Belur	4518.25	4557.40	2000	0.29	0.27	838	838	838	505	9017	9017	9017	0.00			
192	Jun-19	Basavakalyan	Pantapur	18688.00	18871.40	1000	0.18	0.17	895	895	895	193	9017	9017	9017	0.00			
			Total				1.57	1.48	3121	3123	3122	473	16665.00	16665.00	16665.00	7.8825			
193	Jun-19	Koppal	F1-Kannoor	32591.80	32836.60	2000	0.29	0.28	326	326	326	34.58	32549.00	32549.00	32549.00	17.14			
194	Jun-19	Koppal	F3-Gondabal	43641.44	43918.09	2000	0.55	0.48	638	638	638	538	32549.00	32549.00	32549.00	0.42			
195	Jun-19	Koppal	F4-LIS	219575.50	220872.30	500	0.65	0.57	775	775	775	903	32549.00	32549.00	32549.00	0.58			
196	Jun-19	Koppal	F5-Baganal	MNR	MNR	2000	0.81	0.71	1072	1072	1072	665	32549.00	32549.00	32549.00	0.65			
197	Jun-19	Koppal	F6-Basapur	29734.10	29857.40	2000	0.25	0.22	162	162	162	1340	32549.00	32549.00	32549.00	0.49			
198	Jun-19	Koppal	F1-Chilakumki	13645.14	13673.88	20000	0.57	0.51	348	348	348	1454	32549.00	32549.00	32549.00	1.08			
199	Jun-19	Koppal	F2-C. Bommal	MNR	MNR	20000	0.72	0.63	258	258	258	2456	32549.00	32549.00	32549.00	2.21			
200	Jun-19	Koppal	F3-H. Bommal	5405.74	5422.57	20000	0.34	0.30	434	434	434	683	32549.00	32549.00	32549.00	0.36			
201	Jun-19	Koppal	F4-Methagal	16602.89	16601.89	2000	0.03	0.25	196	196	196	1252	32549.00	32549.00	32549.00	0.63			
202	Jun-19	Koppal	F7-Shidaganalli IP	MNR	MNR	20000	0.32	0.28	563	563	563	500	32549.00	32549.00	32549.00	0.13			

180


Shunil
Executive Engineer
Regulatory Affairs
Corporate Office,
GESCOM, KALABURAGI

Sl.No	Month	Name of Sub Division	Name of segregated agricultural feeders	Initial energy meter reading in the feeder	Final energy meter reading in the feeder	Meter constant	Monthly consumption recorded in all the agricultural feeders (in MU)	Distribution loss (11kV line, DTCs, & LT line) Plus sales to other consumers if any, in MU (L7) & any other agri. feeders only to be considered)	Net consumption duly deducting the Distribution loss (11kV & L7) & any other loads if any	Beginning of the month	Mid-month serviced at the end of the month	7c= (7a+7b)/2	8=6/7c	Average consumption of IP sets/month (in units)	Beginning of the month	9b serviced at the end of the month	9c= (9a+9b)/2	Total sales (in MU)
1	2	3	3a	3b	3c	4=(3b-3a)*3c	5.00	6=(4-5)	7a	7b	7c	8=6/7c	9a	9b	9c	10=8*9c		
203	Jun-19	Koppal	F1-Byrapur	4424.50	4444.98	20000	0.41	0.36	410	410	410	879	692	692	692	0.61		
204	Jun-19	Koppal	F3-WS(IP)	2251.11	2271.92	20000	0.42	0.37	401	401	401	913	496	496	496	0.45		
205	Jun-19	Koppal	F4-Beigattati	342.44	347.59	20000	0.10	0.09	380	380	380	735	791	791	791	0.19		
206	Jun-19	Koppal	F5-Kavalur	6518.19	6524.20	20000	0.12	0.11	144	144	144	735	347	347	347	0.25		
207	Jun-19	Koppal	F3-Ojanahalli	576.83	590.89	20000	0.28	0.25	398	398	398	622	701	701	701	0.44		
208	Jun-19	Koppal	F4-Irakalagada	2056.69	2070.20	20000	0.27	0.24	325	325	325	748	748	748	748	0.55		
209	Jun-19	Koppal	F5-Budshetnal	1779.32	1801.31	20000	0.44	0.39	901	901	901	156	156	156	156	0.07		
210	Jun-19	Koppal	F6-Develapura	1995.56	1999.40	20000	0.08	0.07	449	449	449	151	845	845	845	0.13		
211	Jun-19	Koppal	F1-Mainalli	2180.26	2188.41	20000	0.16	0.14	76	76	76	1887	195	195	195	0.37		
212	Jun-19	Koppal	F2-H Sindogi	1363.48	1370.70	20000	0.14	0.13	322	322	322	395	560	560	560	0.22		
213	Jun-19	Koppal	F4-Vadacanal	6497.79	6508.12	20000	0.21	0.18	275	275	275	661	657	657	657	0.43		
214	Jun-19	Koppal	F6-C Sindogi	2535.55	2541.87	20000	0.13	0.11	477	477	477	233	754	754	754	0.18		
215	Jun-19	Koppal	F1-Moornal	7804.30	7856.90	20000	0.11	0.09	223	223	223	415	616	616	616	0.26		
216	Jun-19	Koppal	F2-Bochanalli	3726.10	3854.90	20000	0.26	0.23	703	703	703	322	850	850	850	0.27		
217	Jun-19	Koppal	F3-Hankunti	22167.20	22289.00	20000	0.24	0.21	436	436	436	492	1009	1009	1009	0.50		
218	Jun-19	Koppal	F5-Tigari IP	22150.00	22317.90	20000	0.34	0.30	420	420	420	704	423	423	423	0.30		
219	Jun-19	Koppal	F-7 Niratagi	MNR	MNR	20000	0.28	0.25	1005	1005	1005	245	116	116	116	0.03		
220	Jun-19	Koppal	F8-Katarki	25857.00	25825.70	20000	0.34	0.30	286	286	286	1038	1105	1105	1105	1.15		
221	Jun-19	Koppal	F-11 Bisanalli IP	662.20	751.80	20000	0.18	0.16	322	322	322	490	322	322	322	0.16		
222	Jun-19	Koppal	F2-Abbieari	17409.26	17426.66	20000	0.35	0.31	216	216	216	1418	216	216	216	0.31		
223	Jun-19	Koppal	F6-D Hosalli IP	1888.14	1900.33	20000	0.24	0.21	602	602	602	356	207	207	207	0.07		
			Total				9.87	8.68	13444.00	13444.00	13444.00	646	18427.00	18427.00	18427.00	14.67		
224	Jun-19	Munirabad	Hinal Feeder (F2)	16227.90	16319.80	20000	0.18	0.16	392	392	392	413	392	392	392	0.16		
225	Jun-19	Munirabad	F3 Mudlapura	144.90	168.30	20000	0.05	0.04	41	41	41	1004	41	41	41	0.04		
226	Jun-19	Munirabad	Gaddimat (F5)	6671.40	6732.20	20000	0.12	0.11	377	377	377	284	217	217	217	0.06		
227	Jun-19	Munirabad	Vanabellari F5	12596.21	12661.98	20000	0.21	0.19	435	435	435	426	435	435	435	0.19		
228	Jun-19	Munirabad	Naraynpet F10	7755.13	7865.85	20000	0.22	0.19	329	329	329	592	329	329	329	0.20		
229	Jun-19	Munirabad	Indragi F4	12647.66	12736.98	20000	0.18	0.16	555	555	555	283	371	371	371	0.11		
230	Jun-19	Munirabad	Haje Kumata F11	6253.42	6326.19	20000	0.15	0.13	323	323	323	397	218	218	218	0.09		
231	Jun-19	Munirabad	Kunikeri F1	MNR	MNR	no CT	0.15	0.13	558	558	558	237	568	567	563	0.13		
232	Jun-19	Munirabad	Karkhalli F2	817.34	830.25	20000	0.26	0.23	196	196	196	1159	429	429	429	0.50		
233	Jun-19	Munirabad	Allanagar F5	24319.86	24453.69	30000	0.40	0.35	294	294	294	1202	339	339	339	0.41		
234	Jun-19	Munirabad	Lachankeri F6	MNR	MNR	20000	0.19	0.17	569	569	569	294	308	308	308	0.09		
235	Jun-19	Munirabad	Galenma Gudi F10	4423.99	4528.06	20000	0.21	0.18	306	306	306	599	39	39	39	0.02		
236	Jun-19	Munirabad	Kalthavagera F11	MNR	MNR	666	0.45	0.40	557	557	557	711	440	440	440	0.31		
237	Jun-19	Munirabad	Gingiger F12	15061.33	15147.72	20000	0.17	0.15	576	576	576	264	212	212	212	0.06		
238	Jun-19	Munirabad	Kukanapalli feeder	3901.53	3913.47	20000	0.24	0.21	358	358	358	587	424	424	424	0.25		
239	Jun-19	Munirabad	Shivana thanda (F4)	MNR	MNR	20000	0.40	0.35	243	243	243	1449	446	446	446	0.65		
240	Jun-19	Munirabad	Budeshwara F5	1973.61	1987.15	20000	0.27	0.24	236	236	236	331	412	412	412	0.38		
			Total				3.85	3.39	6365.00	6365.00	6365.00	1532	5610.00	5610.00	5610.00	3.64		
241	Jun-19	Yeiburga	F3 Mandalamari	5945.39	5960.34	40000	0.60	0.53	883	883	883	596	883	883	883	0.53		
242	Jun-19	Yeiburga	F4 Chikkamygeri	5777.80	5792.71	20000	0.30	0.26	645	645	645	1117	579	579	579	0.26		
243	Jun-19	Yeiburga	F6 Mudhol	4424.61	4445.33	20000	0.41	0.36	674	674	674	541	691	691	691	0.36		
244	Jun-19	Yeiburga	F7 Balatagi	5213.05	5218.31	40000	0.03	0.19	513	513	513	361	529	529	529	0.19		
245	Jun-19	Yeiburga	F2 Toriakatti (Hunsihal)	MNR	MNR	663	0.63	0.55	663	663	663	836	676	676	663	0.55		
246	Jun-19	Yeiburga	F3 Matacinini	MNR	MNR	20000	0.20	0.18	482	482	482	366	529	529	482	0.18		
247	Jun-19	Yeiburga	Gunnal	MNR	MNR	20000	0.20	0.18	482	482	482	366	529	529	482	0.18		
248	Jun-19	Yeiburga	F1 Salabhavi	MNR	MNR	20000	0.30	0.26	645	645	645	1117	579	579	579	0.26		
249	Jun-19	Yeiburga	F2 HireAralihalli	MNR	MNR	20000	0.10	0.09	410	410	410	1004	41	41	41	0.09		
250	Jun-19	Yeiburga	F3 Damur	MNR	MNR	20000	0.10	0.09	410	410	410	1004	41	41	41	0.09		
251	Jun-19	Yeiburga	Konabagar	MNR	MNR	20000	0.20	0.18	651	651	651	367	307	307	307	0.18		
252	Jun-19	Yeiburga	F1 Goural	MNR	MNR	20000	0.20	0.18	651	651	651	367	307	307	307	0.18		
253	Jun-19	Yeiburga	F4-Yerfanichal	MNR	MNR	20000	0.25	0.22	203	203	203	203	203	203	203	0.22		
254	Jun-19	Yeiburga	F3 Shinur	MNR	MNR	20000	0.20	0.18	983	983	983	179	215	215	215	0.18		
255	Jun-19	Yeiburga	F5-Kallur	MNR	MNR	20000	0.25	0.22	205	205	205	1073	1093	1093	983	0.22		



181
S. Kumar
 Executive Engineer
 Regulatory Affairs
 Corporate Office,
 GESCOM, KALABURAGI


Sl.No	Month	Name of Sub Division	Name of segregated agricultural feeders	Initial energy meter reading in the feeder	Final energy meter reading in the feeder	Meter constant	Monthly consumption recorded in all the agricultural feeders (in MU)	Distribution loss (11KV line, DTCs, & LT line) Plus sales to consumers if any, in MU (11KV & LT) & any other agri. feeders only to be considered)	Net consumption duly deducting the Distribution loss (11KV & LT) & any other loads if any	Beginning of the month	7a	7b	7c= (7a+7b)/2	8=6/7c	9a	9b	9c= (9a+9b)/2	Total sales (in MU)
	1	2	3	3a	3b	3c	4 = (3b-3a)*3c	5.00	6=(4-5)	7a	7b	7c= (7a+7b)/2	8=6/7c	9a	9b	9c= (9a+9b)/2	10=8*9c	
256	Jun-19	Yelburga	F2 Nelajeri	MNR	MNR		0.38	0.05	0.33	503	503	503	665	508	508	503	0.33	
257	Jun-19	Yelburga	Kudrimoti	MNR	MNR		0.25	0.03	0.22	644	644	644	342	508	508	644	0.22	
258	Jun-19	Yelburga	F4 Bevoor	MNR	MNR		0.29	0.03	0.26	212	212	212	1204	432	432	211	0.25	
259	Jun-19	Yelburga	F1 Benkal	MNR	MNR	2000	0.41	0.05	0.36	350	350	350	1031	360	360	350	0.36	
260	Jun-19	Yelburga	F6 Banapur	5793.92	5824.14	1000	0.03	0.00	0.03	208	208	208	128	208	208	208	0.03	
261	Jun-19	Yelburga	F2 Lakamapur	6416.34	6465.08	1000	0.05	0.01	0.04	84	84	84	511	84	84	84	0.04	
262	Jun-19	Yelburga	F1 Bevoor	MNR	MNR	2000	0.27	0.03	0.24	281	281	281	838	281	281	281	0.24	
263	Jun-19	Yelburga	F2 guttur	MNR	MNR	2000	0.44	0.05	0.38	479	479	479	803	479	479	479	0.38	
264	Jun-19	Yelburga	F3 muradi	MNR	MNR	2000	0.41	0.05	0.36	391	391	391	918	430	430	391	0.36	
265	Jun-19	Yelburga	F4 Hunsihal	MNR	MNR	2000	0.40	0.05	0.35	611	611	611	582	620	620	611	0.35	
266	Jun-19	Yelburga	F5 Yeddoni	26916.30	27084.20	2000	0.34	0.04	0.30	602	602	602	491	605	602	602	0.30	
267	Jun-19	Yelburga	F6 Lingadalli	14730.90	14880.90	2000	0.30	0.04	0.26	323	323	323	817	431	431	323	0.26	
268	Jun-19	Yelburga	F2 Hirewadarkal	6148.50	6210.90	2000	0.12	0.01	0.11	303	303	303	362	303	303	303	0.11	
269	Jun-19	Yelburga	F3 Talkeri	26232.60	26314.70	2000	0.16	0.02	0.14	420	420	420	344	431	431	420	0.14	
270	Jun-19	Yelburga	F4-Chikamannapur	32002.70	32150.4	2000	0.30	0.04	0.26	200	200	200	1300	310	310	200	0.26	
271	Jun-19	Yelburga	F5-Hagedhal	4391.08	5483.57	2000	2.18	0.26	1.92	454	454	454	4235	254	254	254	1.08	
272	Jun-19	Yelburga	F5-Zoolkatti	11286.58	11467.36	2000	0.36	0.04	0.32	72	72	72	4419	80	80	72	0.32	
273	Jun-19	Yelburga	F6-Bandi	6642.63	6823.21	2000	0.19	0.04	0.32	191	191	191	1664	191	191	191	0.32	
274	Jun-19	Yelburga	F2-Chikamannigol	2712.74	2840.31	2000	0.26	0.03	0.22	474	474	474	474	400	400	474	0.22	
275	Jun-19	Yelburga	F4-Tummuuguddi	734.95	763.47	2000	0.06	0.02	0.05	203	203	203	252	203	203	203	0.05	
							11.52	1.38	10.14	14342.00	14342.00	14342.00	707	15120.00	15120.00	14338.50	9.38	
							25.23	3.03	22.20	34151.00	34151.00	34151.00	650.18	39157.00	39157.00	39157.00	27.68	
276	Jun-19	RSD, Rer	F 1 Nelhal	5209.3	5204.08	1000	0.01	0.00	0.00	129	129	129	35.04	129	129	129	0.00491	
277	Jun-19	RSD, Rer	F7 Shakavadi	92974	92881.2	500	0.05	0.00	0.04	264	264	264	165.21	0	64	32	0.00529	
278	Jun-19	RSD, Rer	J 1-Bojamdoddi	16405.78	16319.88	2000	0.17	0.01	0.16	649	649	649	248.83	200	200	200	0.04977	
279	Jun-19	RSD, Rer	J 2-Singanodi	29067.29	29059.25	2000	0.02	0.00	0.02	252	252	252	59.98	252	252	252	0.01512	
280	Jun-19	RSD, Rer	W4 Wadavatti	33324.14	33187.89	2000	0.27	0.02	0.25	518	518	518	494.50	518	518	518	0.25615	
281	Jun-19	RSD, Rer	W5 Chandrabanda	43594.97	43442.06	2000	0.31	0.02	0.29	257	257	257	114.56	264	264	264	0.29530	
282	Jun-19	RSD, Rer	W-8 Bapur	MNR	MNR	2000	0.88	0.05	0.83	515	515	515	1606.21	129	129	129	0.20720	
283	Jun-19	RSD, Rer	W12 Singanodi	5038.2	4917.8	1000	0.12	0.01	0.11	518	518	518	218.49	290	290	290	0.06336	
284	Jun-19	RSD, Rer	W6 Singanodi	42891.74	42690.35	2000	0.40	0.02	0.38	893	893	893	423.98	427	427	427	0.18104	
285	Jun-19	RSD, Rer	S-3 Arshingi	30627.9	30547.8	1000	0.08	0.00	0.08	426	426	426	176.75	427	427	427	0.07547	
286	Jun-19	RSD, Rer	S-5 Kerekal	29347.7	29265.6	1000	0.08	0.00	0.08	426	426	426	181.16	426	426	426	0.07717	
287	Jun-19	RSD, Rer	S-10 Korthakunda	48626.8	48502.4	1000	0.12	0.01	0.12	523	523	523	223.59	523	523	523	0.11694	
288	Jun-19	RSD, Rer	S-11 Mamdidoddi	35866.4	35669.8	1000	0.20	0.01	0.18	259	259	259	843.95	235	235	235	0.19831	
289	Jun-19	RSD, Rer	F-2-Burdipad	2002.34	1999.36	30000	0.09	0.01	0.08	220	220	220	31.98	644	644	644	0.24600	
290	Jun-19	RSD, Rer	Athkuri(Arshikera)	1806.75	1789.32	30000	0.52	0.03	0.49	278	278	278	1758.08	278	278	278	0.49153	
291	Jun-19	RSD, Rer	F-6 Sariapur	7481.94	7481.94	2000	0.64	0.04	0.60	362	362	362	1653.4	362	362	362	0.59923	
292	Jun-19	RSD, Rer	Y-4 Lift irrigation	410.4	401.2	2000	0.02	0.00	0.02	523	523	523	626.71	523	523	523	0.01790	
293	Jun-19	RSD, Rer	Y-6-Uganahalli	1768.9	1614.1	2000	0.31	0.02	0.29	352	352	352	352	362	362	362	0.29929	
294	Jun-19	RSD, Rer	Y-10-Negarsi Camp	1251.4	1224.8	2000	0.05	0.00	0.05	358	358	358	125.65	486	486	486	0.06107	
295	Jun-19	RSD, Rer	Y-11-D.Rampura	1942.2	1804.6	2000	0.28	0.02	0.26	481	481	481	538.51	362	362	362	0.19509	
296	Jun-19	RSD, Rer	Y-12-Arshigera	1147.5	1049.3	2000	0.20	0.01	0.18	844.79	844.79	844.79	844.79	473	473	473	0.40427	
297	Jun-19	RSD, Rer	F-1 Guniyahalli JP	3111.3	2982.3	2000	0.26	0.02	0.24	365	365	365	365	365	365	365	0.24252	
298	Jun-19	RSD, Rer	F-2 Puchaladinni	1939.2	1826.6	2000	0.23	0.01	0.21	365	365	365	365	426	426	426	0.48483	
299	Jun-19	RSD, Rer	F-11 L.K. Doddi	1316.4	1263.2	2000	0.11	0.01	0.10	200	200	200	500.08	365	365	365	0.18253	
300	Jun-19	RSD, Rer	F-12 Jambaladinni	3590.5	3468.6	2000	0.24	0.01	0.23	327	327	327	700.83	327	327	327	0.22937	
301	Jun-19	RSD, Rer	M 9-Hirapur	4607	4575.2	1000	0.06	0.00	0.06	327	327	327	327	427	427	427	0.07807	
302	Jun-19	RSD, Rer	M-3-Garadinni	MNR	MNR	1000	0.84	0.05	0.79	427	427	427	1849.18	427	427	427	0.78960	
303	Jun-19	RSD, Rer	M 5-Purtipali	3565.5	3550.8	1000	0.01	0.00	0.01	359	359	359	35.49	402	402	402	0.01547	
304	Jun-19	RSD, Rer	F-2 Thunghadhra	4870.66	4859.74	2000	0.20	0.00	0.20	249	249	249	82.45	359	359	359	0.02960	
305	Jun-19	RSD, Rer	F-6 Panchamuki	25548.97	25500.39	2000	0.10	0.01	0.09	211	211	211	432.85	211	211	211	0.09133	
306	Jun-19	RSD, Rer	F-3 Bichali	1337.93	1299.05	2000	0.08	0.00	0.07	285	285	285	256.47	285	285	285	0.07309	



182

[Signature]
 Executive Engineer
 Regulatory Affairs
 Corporate Office,
 GESCOM, KALABURAGI

Sl.No	Month	Name of Sub Division	Name of segregated agricultural feeders	Initial energy meter reading in the feeder	Final energy meter reading in the feeder	Meter constant	Monthly consumption recorded in all the agricultural feeders (in MU)	Distribution loss (11kV line, DTCs & LT line) Plus sales to other consumers if any, in MU (losses in all the agri. feeders only to be considered)	Net consumption duly deducting loss (11kV & LT) & any other loads if any	Beginning of the month	7b serviced at the end of the month	7c=(7a+7b)/2	Average consumption of IP sets/month (in units)	8a-8c	9a Beginning of the month	9b serviced at the end of the month	9c=(9a+9b)/2	mid month	Total sales (in MU)
1	2	3	3a	3b	3c	4=(3b-3a)/3c	6=(4-5)	7a	7b	7c	8=6/7c	9a	9b	9c	10=8*9c				
307	Jun-19	RSD, Rer	F-4 Kere Budoor	4169.98	4156.99	2000	0.03	0.02	278	278	278	87.85	278	278	278	0.02442			
308	Jun-19	RSD, Rer	F6 Malhyabad	11645.57	11607.14	2000	0.08	0.07	398	398	398	181.53	398	398	398	0.04266			
309	Jun-19	RSD, Rer	F2 Malkapur	17657.34	17452.72	2000	0.41	0.38	192	192	192	2003.57	453	453	453	0.90762			
310	Jun-19	RSD, Rer	F4 Missaddodi	21134.79	20967.61	2000	0.33	0.31	216	216	216	1455.09	216	216	216	0.31430			
311	Jun-19	RSD, Rer	F1-Arisjerra tandra	12173.23	11945.57	2000	0.46	0.43	539	539	539	795.46	539	539	539	0.42875			
312	Jun-19	RSD, Rer	F-2 Chandrabanda	3368.91	3303.33	2000	0.13	0.12	206	206	206	598.50	55	55	55	0.03292			
313	Jun-19	RSD, Rer	F-4 Maremma Camp	5132.18	5074.2	2000	0.12	0.11	264	264	264	412.89	478	478	478	0.19736			
314	Jun-19	RSD, Rer	F-6 Nagandoddi	9756.99	9605.78	2000	0.30	0.28	255	255	255	1114.80	255	255	255	0.28427			
315	Jun-19	RSD, Rer	C13 Rural	21071.2	20979.2	2000	0.18	0.17	993	993	993	174.18	353	353	353	0.06144			
316	Jun-19	RSD, Rer	F5 Sultanpur	526.41	525.75	2000	0.00	0.00	215	215	215	5.77	250	250	250	0.00408			
317	Jun-19	RSD, Rer	F3 Miriapur	1838	1819.2	2000	0.04	0.04	649	649	649	54.46	993	993	993	0.01842			
318	Jun-19	RSD, Rer	F2 Talamari IP	981.6	969	2000	0.03	0.02	836	836	836	28.33	650	650	650	0.09019			
319	Jun-19	Manvi	Neer Manvi F-2	5498.60	5490.89	2000	0.15	0.14	1043	1043	1043	138.97	649	649	649	0.09580			
320	Jun-19	Manvi	Janeka IF-4	22422.43	22422.43	2000	0.80	0.75	655	655	655	1148.09	836	836	836	0.03230			
321	Jun-19	Manvi	Mustur F-5	22429.19	22422.43	2000	0.01	0.01	261	261	261	50.23	643	643	643	0.02656			
322	Jun-19	Manvi	Sangapur F-6	18663.21	18621.95	2000	0.08	0.08	261	261	261	297.20	158	158	158	0.00355			
323	Jun-19	Manvi	Chimnapur F-7	29668.26	29644.75	2000	0.05	0.04	398	398	398	36.37	98	98	98	0.00265			
324	Jun-19	Manvi	Raioli M-11	2743.90	2736.20	2000	0.02	0.01	398	398	398	1168.17	289	289	289	0.33616			
325	Jun-19	Manvi	861.90	861.90	1000	0.86	0.81	695	695	695	695	2924.44	398	398	398	1.16993			
326	Jun-19	Manvi	Muddamgudda	12803.20	12801.60	2000	0.98	0.92	315	315	315	1129.10	533	533	533	0.60181			
327	Jun-19	Manvi	Jeezur IP	25581.00	25375.60	2000	0.41	0.39	342	342	342	44.62	315	315	315	0.04555			
328	Jun-19	Manvi	Madlapur-3	28244.30	28229.30	2000	0.03	0.03	195	195	195	148.52	253	253	253	0.01206			
329	Jun-19	Manvi	Katharki	22339.00	22317.80	1000	0.02	0.02	418	418	418	47.67	195	195	195	0.02125			
330	Jun-19	Manvi	Daddal	26064.20	26016.10	1000	0.05	0.05	398	398	398	113.60	195	195	195	0.01335			
331	Jun-19	Manvi	Cheekalparvi	19875.30	19868.20	2000	0.01	0.01	195	195	195	68.45	195	195	195	0.00979			
332	Jun-19	Manvi	Kapgal	13020.10	13008.70	2000	0.02	0.02	289	289	289	74.16	132	132	132	0.00742			
333	Jun-19	Manvi	Bagalawada	12819.80	12812.00	2000	0.02	0.01	261	261	261	56.18	132	132	132	0.00279			
334	Jun-19	Manvi	Saiecamp	4721.50	4716.80	2000	0.01	0.01	418	418	418	21.14	132	132	132	0.00416			
335	Jun-19	Manvi	Raialabandi	1434.80	1427.20	2000	0.02	0.01	543	543	543	26.31	158	158	158	0.00416			
336	Jun-19	Manvi	Walkamdimni	1020.60	1012.80	2000	0.02	0.01	995	995	995	14.74	418	418	418	0.00616			
337	Jun-19	Manvi	Gorkal	555.40	540.20	2000	0.03	0.03	314	314	314	91.01	314	314	314	0.02858			
338	Jun-19	Sirwar	Hussainpur IP	24559	24410.1	2000	0.30	0.28	358	358	358	781.93	995	995	995	0.77802			
339	Jun-19	Sirwar	Athnoor IP	25046.5	24899.8	1000	0.15	0.14	1094	1094	1094	126.05	314	314	314	0.03958			
340	Jun-19	Sirwar	Navalkal IP	175472.5	175435	250	0.01	0.01	662	662	662	13.31	358	358	358	0.00477			
341	Jun-19	Sirwar	Narbanda IP	16235.5	16191.8	2000	0.09	0.08	358	358	358	229.49	421	421	421	0.09661			
342	Jun-19	Sirwar	Hansagi IP	91	MNR	2000	0.98	0.92	621	621	621	1483.41	662	662	662	0.98202			
343	Jun-19	Sirwar	Kurkunda IP	91	91	1000	0.98	0.92	867	867	867	106.51	314	314	314	0.33565			
344	Jun-19	Sirwar	Mallat IP	244.7	185.6	500	0.03	0.03	597	597	597	46.53	312	312	312	0.01452			
345	Jun-19	Sirwar	Machanur IP	74261.2	74213.4	666.7	0.03	0.03	1094	1094	1094	27.38	314	314	314	0.00860			
346	Jun-19	Sirwar	Kallur IP	MNR	MNR	1000	0.98	0.92	667	667	667	106.51	597	597	597	0.63432			
347	Jun-19	Deodurga	Chandankeri IP	5345.90	5306.80	1000	0.04	0.04	694	694	694	46.88	694	694	694	0.03441			
348	Jun-19	Deodurga	Gopalapur IP	30179.00	30104.50	1000	0.07	0.06	692	692	692	101.20	867	867	867	0.08774			
349	Jun-19	Deodurga	Akalakurpi	MNR	2000	2000	0.96	0.90	694	694	694	1300.29	694	694	694	0.90240			
350	Jun-19	Deodurga	Galag IP	20729.10	20645.50	2000	0.17	0.16	321	321	321	489.62	321	321	321	0.15717			
351	Jun-19	Deodurga	H. Siddanur IP	4698.50	4665.30	2000	0.08	0.06	314	314	314	198.78	694	694	694	0.13795			
352	Jun-19	Deodurga	Chinchodi IP	1706.89	1703.10	2000	0.07	0.06	357	357	357	199.59	357	357	357	0.07125			
353	Jun-19	Deodurga	Mundaragi IP	MNR	2000	2000	0.91	0.86	374	374	374	2287.17	374	374	374	0.85540			
354	Jun-19	Deodurga	K. Irbadoddi IP	MNR	2000	2000	0.87	0.85	364	364	364	3086.04	364	364	364	1.10172			
355	Jun-19	Deodurga	K. Irbadoddi IP	7160.33	7150.20	2000	0.20	0.01	364	364	364	777.32	252	252	252	0.28295			
356	Jun-19	Deodurga	Sunnadital IP	2097.70	2081.30	2000	0.03	0.03	254	254	254	157.72	254	254	254	0.04006			
357	Jun-19	Deodurga	Sunkeshwarhal IP	25565.50	25505.60	1000	0.06	0.06	276	276	276	83.45	376	376	376	0.02720			
358	Jun-19	Deodurga	Madarkal IP	9479.73	9446.35	1000	0.03	0.03	196	196	196	1438.78	239	239	239	0.34387			
359	Jun-19	Deodurga	Mallapur IP (Alkod)	MNR	2000	2000	0.30	0.02	296	296	296	223.57	354	354	354	0.07914			
360	Jun-19	Deodurga	Yatagal IP	3741.10	3705.90	2000	0.07	0.00	296	296	296	223.57	354	354	354	0.07914			



183

Signature
 Executive Engineer
 Regulatory Affairs
 Corporate Office,
 GESCOM, KALABURAGI

Sl.No	Month	Name of Sub Division	Name of segregated agricultural feeders	Initial energy meter reading in the feeder	Final energy meter reading in the feeder	Meter constant	Monthly consumption recorded in all the agricultural feeders (in MU)	Distribution loss (11KV line, DTCs, & LT line) Plus sales to other consumers if any, in MU (L1) & any other agri. feeders only to be considered)	Net consumption duly deducting the Distribution loss (11KV & LT) & any other loads if any	Beginning of the month	7b	7c= (7a+7b)/2	Average consumption of ip sets/month (in units)	Beginning of the month	9b	9c= (9a+9b)/2	Total sales (in MU)
1	2	3	3a	3b	3c	4 = (3b-3a) * 3c	5.00	6=(4-5)	7a	7b	7c= (7a+7b)/2	8=6/7c	9a	9b	9c= (9a+9b)/2	10=8*9c	
361	Jun-19	Deodurga	Hirebudoor IP	718.60	2000	0.02	0.00	0.01	239	239	239	61.36	239	239	239	0.01465	
362	Jun-19	Deodurga	Kyadigera IP Set	MNR	1000	0.36	0.02	0.34	237	237	237	1427.85	237	237	237	0.33840	
363	Jun-19	Deodurga	Mallapur IP Set	MNR	20000	0.14	0.01	0.13	694	694	694	189.91	242	242	242	0.04596	
364	Jun-19	Deodurga	Shivanagi IP Set	3296.91	20000	0.13	0.01	0.12	276	276	276	452.29	694	694	694	0.31389	
365	Jun-19	Deodurga	Manasagali IP	MNR	2000	0.33	0.02	0.31	354	354	354	876.27	354	354	354	0.31020	
366	Jun-19	Deodurga	Arishinigi IP	MNR	2000	0.94	0.06	0.88	227	227	227	3892.51	227	227	227	0.88360	
367	Jun-19	Deodurga	Benekal IP	4654.00	2000	0.03	0.00	0.02	362	362	362	66.99	362	362	362	0.02425	
368	Jun-19	Deodurga	Kurki halli IP	9322.10	2000	0.06	0.00	0.06	354	354	354	171.01	354	354	354	0.06054	
369	Jun-19	Deodurga	Kamaldinni IP	276.09	2000	0.11	0.01	0.09	196	196	196	472.88	362	362	362	0.17118	
370	Jun-19	Deodurga	Devaragudda IP	3285.50	2000	0.10	0.01	0.10	374	374	374	269.94	374	374	374	0.10096	
371	Jun-19	Deodurga	Kajjibandi IP	2835.90	2000	0.11	0.01	0.10	214	214	214	463.85	242	242	242	0.11225	
372	Jun-19	Deodurga	Ganaiali IP	MNR	2000	0.95	0.08	0.89	256	256	256	3488.28	256	256	256	0.89300	
373	Jun-19	Gangavathi	F-7 KESARATI	47209.38	2000	0.20	0.03	0.17	728	728	728	236.93	728	728	728	0.17249	
374	Jun-19	Gangavathi	F-9 SIDDIKERI	mtr faulty	2000	0.85	0.11	0.74	668	668	668	1107.04	250	250	250	0.21676	
375	Jun-19	Gangavathi	F-12HANAVALL	61367.81	2000	0.22	0.03	0.19	434	434	434	442.06	709	709	709	0.31342	
376	Jun-19	Gangavathi	F-13 DANAPUR	4397.2	2000	0.16	0.02	0.14	738	738	738	192.86	498	498	498	0.09605	
377	Jun-19	Gangavathi	F-14 MUSTUR	mtr faulty	20000	0.50	0.07	0.44	656	656	656	663.11	797	797	797	0.52850	
378	Jun-19	Gangavathi	F-15 HOSALLI	mtr faulty	20000	0.30	0.04	0.26	194	194	194	1345.36	194	194	194	0.26100	
379	Jun-19	Gangavathi	F-1 RAMPURNEW	CT Burnt	2000	0.65	0.08	0.57	666	666	666	849.10	666	666	666	0.56550	
380	Jun-19	Gangavathi	F-4 HULLHAIDAR	33374	2000	0.30	0.04	0.26	474	474	474	552.47	474	474	474	0.26187	
381	Jun-19	Gangavathi	F-7 SULEKAL	Meter Burnton20/10/14	2000	0.35	0.05	0.30	435	435	435	700.00	435	435	435	0.30450	
382	Jun-19	Gangavathi	F-8 MUSALAPUR	7.72	14.43	20000	0.13	0.12	612	612	612	190.77	120	120	120	0.02289	
383	Jun-19	Gangavathi	F-1 AGOLI	37398.4	2000	0.09	0.01	0.08	546	546	546	144.04	723	723	723	0.10414	
384	Jun-19	Gangavathi	F-2 HEMAGUDDA	34406.7	2000	0.28	0.04	0.24	276	276	276	880.09	891	891	891	0.78416	
385	Jun-19	Gangavathi	F-4 ARHAL	38277.7	2000	0.13	0.02	0.11	367	367	367	305.80	722	722	722	0.22079	
386	Jun-19	Gangavathi	F-8 MUKKUMPA	5028.7	4000	0.14	0.02	0.12	348	348	348	346.00	820	820	820	0.28372	
387	Jun-19	Gangavathi	F-7 Hampasidurga	16829.7	2000	0.39	0.05	0.34	224	224	224	1507.74	760	760	760	1.14588	
388	Jun-19	Gangavathi	F-9-Canel	NO METER	0	0.25	0.22	0.22	273	273	273	796.70	0	0	0	0.00000	
389	Jun-19	Gangavathi	F-1 Som Sagar	10557.19	10692.97	2000	0.27	0.24	160	160	160	1476.61	641	641	641	0.94651	
390	Jun-19	Gangavathi	F-2 Chikmadhal	11301.59	11380.77	2000	0.16	0.14	308	308	308	447.32	751	751	751	0.33593	
391	Jun-19	Gangavathi	F-4 Hudejati-F4	7.9	124.8	2000	0.23	0.20	0	0	0	#DIV/0!	10	10	10	#DIV/0!	
392	Jun-19	Gangavathi	F-5 Muslapur-1	17489.23	17662.66	2000	0.35	0.30	297	297	297	1016.05	902	902	902	0.91648	
393	Jun-19	Gangavathi	F1 Anegundi	6298	6364.1	2000	0.13	0.12	300	300	300	383.38	662	662	662	0.25380	
394	Jun-19	Gangavathi	F-5 Mallapur	658.9	820.9	666.667	0.11	0.09	267	267	267	358.63	262	262	262	0.09396	
395	Jun-19	Gangavathi	F-2 KOTAIHACAMP	11413.3	11559.8	2000	0.29	0.25	200	200	200	1225.53	208	208	208	0.25491	
396	Jun-19	karatagi	F-5 Mylapura	51513.7	51585.8	2000	0.14	0.12	413	413	413	559.08	413	413	413	0.23090	
397	Jun-19	karatagi	F-1 Chhallur	4562.5	4575.77	2000	0.27	0.23	157	157	157	462.47	825	825	825	0.36154	
398	Jun-19	karatagi	F-4 BUDUGUMPA	67221.6	67262	4000	0.08	0.07	152	152	152	728.03	515	515	515	0.37494	
399	Jun-19	karatagi	F-9 BENNUR	29299.55	29340.5	2000	0.08	0.07	325	325	325	219.24	325	325	325	0.07125	
400	Jun-19	karatagi	F-10 CHANNALLI	71077.9	71084.18	2000	0.01	0.01	62	62	62	176.25	531	531	531	0.09359	
401	Jun-19	karatagi	F-11 SHALIGANUR	4096	4210.1	2000	0.33	0.30	503	503	503	994.70	903	903	903	0.56641	
402	Jun-19	karatagi	F-1 ADHAPURA	4711.7	4889.3	2000	0.36	0.31	311	311	311	1170.55	481	481	481	0.36303	
403	Jun-19	karatagi	F-11 WADAKI	166.7	198.1	2000	0.06	0.05	129	129	129	423.53	129	129	129	0.05464	
404	Jun-19	karatagi	F-8 Sankhal	2123	2219.3	2000	0.19	0.18	201	201	201	833.64	201	201	201	0.16756	
405	Jun-19	karatagi	F-9 Navali Somanal	1965.5	2054.6	2000	0.18	0.16	460	460	460	968.96	160	160	160	0.15903	
406	Jun-19	karatagi	F-2 KALGUDI	1209.2	1276.6	2000	0.13	0.12	201	201	201	583.46	201	201	201	0.11728	
407	Jun-19	karatagi	F-10 Herekeda	31839	31839	2000	0.00	0.00	316	316	316	0.00	316	316	316	0.00000	
408	Jun-19	karatagi	F-6 Somanal	14.5	4.7	2000	0.02	0.02	0	0	0	#DIV/0!	0	0	0	0.00000	
409	Jun-19	karatagi	F-5 KOKKARAGOLA (IP SET)	14.5	4.7	2000	0.02	0.02	0	0	0	#DIV/0!	0	0	0	0.00000	

184

[Signature]
 Executive Engineer
 Regulatory Affairs
 Corporate Office,
 GESCOM, KALABURAGI

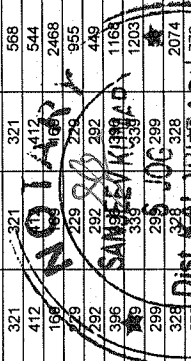
Sl.No	Month	Name of Sub Division	Name of segregated agricultural feeders	Initial energy meter reading in the feeder	Final energy meter reading in the feeder	Meter constant	Monthly consumption recorded in all the agricultural feeders (in MU)	Distribution loss (11KV line, DTCs & LT line) Plus sales to other consumers if any, in MU (losses in all the agri. feeders only to be considered)	Net consumption duly deducting the Distribution loss (11KV & LT) & any other losses if any	Beginning of the month	7b serviced at the End of the month	7c=(7a+7b)/2	Average consumption of IP sets/month (in units)	Beginning of the month	9b serviced at the End of the month	9c=(9a+9b)/2	Total sales (in MU)
1	2	3	3a	3b	3c	4=(9b-3a)*3c	5.00	6=(4-5)	7a	7b	7c	8=6/7c	9a	9b	9c	10=8*9c	
411	Jun-19	karatagi	F-4 KUNTOJI	35077	35173.4	4000	0.39	0.05	721	721	721	465.29	524	524	524	0.24881	
412	Jun-19	karatagi	F-5 SRI RAM NAGAR	3948955	3952044	200	0.62	0.08	676	676	676	795.10	691	691	691	0.54941	
413	Jun-19	karatagi	F-1 HT LIS	973.2	1032.6	20	0.00	0.00	78	78	78	13.25	78	78	78	0.00103	
414	Jun-19	karatagi	F-3 BENNUR	4.7	14.5	2000	0.02	0.00	316	316	316	53.96	316	316	316	0.02105	
415	Jun-19	karatagi	F-6 SALIGNUR	1140	1216.9	2000	0.15	0.02	88	88	88	1520.52	88	88	88	0.13881	
416	Jun-19	karatagi	F-2 Yaradona IP	1028.1	1100.8	2000	0.15	0.02	150	150	150	843.32	150	150	150	0.12650	
417	Jun-19	karatagi	F-5 Budagumpu	332.4	415.3	2000	0.17	0.02	451	451	451	319.84	451	451	451	0.14425	
418	Jun-19	karatagi	F-6 Elligunur IP	931.6	995.1	2000	0.13	0.02	891	891	891	124.01	891	891	891	0.11049	
419	Jun-19	kustagi	F4-Kordakera	30247.1	30499.9	2000	0.51	0.07	562	562	562	782.69	562	562	562	0.43987	
420	Jun-19	kustagi	F3-Hirebanigola (Giged)	529.9	1136.7	1000	0.61	0.08	650	650	650	812.18	650	650	650	0.52792	
421	Jun-19	kustagi	F1-Bijakal	553.9	658.6	2000	0.21	0.03	434	434	434	419.76	434	434	434	0.18218	
422	Jun-19	kustagi	F2-Mudenoor.	10881.93	10932.34	2000	0.10	0.01	282	282	282	311.04	282	282	282	0.08771	
423	Jun-19	kustagi	F3-Kvadiguppa	17231.39	17339.93	2000	0.22	0.03	261	261	261	723.60	261	261	261	0.18886	
424	Jun-19	kustagi	F4-Kadekoppa	3647.91	3696.8	2000	0.10	0.01	113	113	113	752.82	220	220	220	0.06529	
425	Jun-19	kustagi	F3- Kalapurat(I)	3941.7	3946.6	1000	0.00	0.00	244	244	244	17.47	131	131	131	0.00262	
426	Jun-19	kustagi	F2- Purthigeri	2896.4	2914.4	2000	0.04	0.03	134	134	134	233.73	134	134	134	0.03132	
427	Jun-19	kustagi	F5- Hudgeri (IP)	1192.9	1198.7	2000	0.01	0.00	108	108	108	93.44	111	111	111	0.01037	
428	Jun-19	kustagi	Jumnapur - F2	41.59	102.55	2000	0.12	0.02	244	244	244	434.71	306	306	306	0.13302	
429	Jun-19	kustagi	Navalahalli	169.13	169.13	1000	0.60	0.08	322	322	322	1621.12	0	0	0	0.00000	
430	Jun-19	kustagi	Guddadevalapur	6361.1	6434.4	2000	0.15	0.02	328	328	328	388.85	331	331	331	0.12871	
431	Jun-19	kustagi	Malgitti - F4	5091.3	5149.7	2000	0.12	0.02	461	461	461	220.43	470	470	470	0.10360	
432	Jun-19	kustagi	Mittalokod F2	6265.3	6352.7	2000	0.17	0.02	483	483	483	314.86	489	489	489	0.15397	
433	Jun-19	kustagi	Nilogal F2	4502.1	4578.6	2000	0.15	0.02	470	470	470	283.21	704	704	704	0.19398	
434	Jun-19	kustagi	Bommanal	3281.6	3341	2000	0.12	0.02	240	240	240	430.65	311	311	311	0.13993	
435	Jun-19	kustagi	F9 - Yeragera 110 muss IP.	15086.3	15206.4	2000	0.24	0.03	315	315	315	663.41	318	318	318	0.21096	
436	Jun-19	kustagi	F8 - Manutagi 110Muss	4902.4	4929.4	2000	0.05	0.01	183	183	183	256.72	185	185	185	0.04749	
437	Jun-19	kustagi	Bemakalal IP	14346.9	14455.9	2000	0.22	0.03	556	556	556	341.12	561	561	561	0.19137	
438	Jun-19	kustagi	F1- Hosalli	MNR	MNR	2000	0.25	0.03	339	339	339	641.59	412	412	412	0.26434	
439	Jun-19	kustagi	F2- Mudutagi	6697.5	6731.7	2000	0.07	0.01	210	210	210	283.37	211	211	211	0.05979	
440	Jun-19	kustagi	F7- Manneral	9510.1	9558.9	2000	0.10	0.01	254	254	254	334.30	254	254	254	0.08491	
441	Jun-19	kustagi	Gudachinthe F3 IP	11868.7	11928	2000	0.12	0.02	296	296	296	348.59	298	298	298	0.10388	
442	Jun-19	kustagi	Kumbalavathi F3 IP	17179.2	17306.6	2000	0.25	0.03	331	331	331	669.72	428	428	428	0.28664	
443	Jun-19	kustagi	Badimal (15/12/14) charge	6446.8	6528.5	2000	0.16	0.02	331	331	331	429.48	331	331	331	0.14216	
444	Jun-19	kustagi	Adavibhavi	1543.9	1635.6	2000	0.18	0.02	164	164	164	972.91	296	296	296	0.28798	
445	Jun-19	kustagi	Kalalbandi	4556.9	4591.5	2000	0.07	0.01	458	458	458	131.45	458	458	458	0.06200	
446	Jun-19	kustagi	F4-Tallugera(Kalalbandi)	7716.1	7777.9	2000	0.12	0.02	311	311	311	345.76	311	311	311	0.10753	
Gangavathi Total							15.12	1.97	25256	30133	30133	520.93	30133	30133	30133	15.69715	
447	Jun-19	RSD, Hosapete	F-3 Buikkasagara	3965.5	4148.4	2000	0.37	0.05	367	367	367	856.36	367	367	367	#####	
448	Jun-19	RSD, Hosapete	F-7 P K Halli	4373.5	4563.6	2000	0.08	0.01	247	247	247	293.71	247	247	247	72546.00000	
449	Jun-19	RSD, Hosapete	F3-V KERE	21896.68	22067.3	2000	0.34	0.05	323	323	323	895.15	323	323	323	#####	
450	Jun-19	RSD, Hosapete	F3-Nandi Bandi	11596.26	11754.02	2000	0.32	0.04	176	176	176	1534.99	173	173	173	#####	
451	Jun-19	RSD, Hosapete	F6- C.HATTI	17519.69	17638.02	2000	0.24	0.03	381	381	381	533.69	381	381	381	#####	
452	Jun-19	RSD, Hosapete	F8-NAGALAPURA	17573.45	17664.35	2000	0.18	0.03	384	384	384	405.36	384	384	384	#####	
453	Jun-19	RSD, Hosapete	F1 DEVASAMUDRA	26275.9	26311.42	3000	0.11	0.01	463	463	463	116.68	250	250	250	49652.92842	
454	Jun-19	RSD, Hosapete	F5 JANOOR	9628.8	9643.4	3000	0.04	0.01	409	409	409	146.69	409	409	409	49872.00000	
455	Jun-19	RSD, Hosapete	F8 KT Pura	17861.4	17890.1	2000	0.06	0.01	338	338	338	129.91	338	338	338	#####	
456	Jun-19	RSD, Hosapete	F9 Sanapura	42209.53	42270.54	2000	0.12	0.02	211	211	211	308.96	211	211	211	#####	
457	Jun-19	RSD, Hosapete	F10 KN Camp	74.5	76.7	2000	0.00	0.00	161	161	161	168.12	162	162	162	82159.15528	
458	Jun-19	RSD, Hosapete	F2-Sanapur	MNR	MNR	2000	0.09	0.01	287	287	287	389.70	288	288	288	#####	
459	Jun-19	RSD, Hosapete	F-3-Irigi			2000	0.13	0.01	210	210	210	835	226	226	226	#####	
460	Jun-19	RSD, Hosapete	F-5 Mannur camp	21387.7	21484	2000	0.19	0.02	210	210	210	835	226	226	226	0.18862	

NOTARY
 S. K. SRINIVASULU REDDY
 DISTRICT KALABURAGI
 REG. NO. 12486
 10-1-2022
 OUT OF MNO

185

Executive Engineer
 Regulatory Affairs
 Corporate Office,
 GESCOM, KALABURAGI

Sl.No	Month	Name of Sub Division	Name of segregated agricultural feeders	Initial energy meter reading in the feeder	Final energy meter reading in the feeder	Meter constant	Monthly consumption recorded in all the agricultural feeders (in MU)	Distribution loss (11kV line, DTCs & LT line) Plus sales to other consumers if any, in MU (losses in all the agri. feeders only to be considered)	Net consumption duly deducting the Distribution loss (11kV & LT) & any other loads if any	Beginning of the month	7b serviced at the End of the month	7c= (7a+7b)/2	Average consumption of IP sets/month (in units)	Beginning of the month	9b serviced at the End of the month	9c= (9a+9b)/2	Total sales (in MU)
1	2	3	3a	3b	3c	4 = (3b-3a) / 3c	5.00	6=(4-5)	7a	7b	7c= (7a+7b)/2	8=6/7c	9a	9b	9c= (9a+9b)/2	10=8*9c	
461	Jun-19	RSD, Hosapete	F-6 Muddapur	24178.2	24201.5	2000	0.05	0.04	497	497	497	85.32	487	497	497	0.04241	
462	Jun-19	RSD, Hosapete	F-7 Shankara Acharya river Bed	MNR			0.96	0.87	465	465	465	1879	465	465	465	0.87360	
463	Jun-19	RSD, Hosapete	F5 Ramasagara	130.37	138.79	30000	0.25	0.02	332	332	332	692	332	332	332	0.229866	
464	Jun-19	RSD, Hosapete	F4 Belagodahalli	4883.9	4961.9	2000	0.16	0.01	284	284	284	500	285	285	285	0.1424599	
465	Jun-19	RSD, Hosapete	F2 Jowk	5986.9	6037.4	2000	0.10	0.09	355	355	355	259	355	355	355	0.1178001	
466	Jun-19	RSD, Hosapete	F4 Devalapura	3072.1	3081.8	2000	0.02	0.00	272	272	272	64.90	275	275	275	0.0178487	
467	Jun-19	RSD, Hosapete	F6 Upparahalli	268.59	277.31	20000	0.17	0.02	448	448	448	354	548	548	548	0.194129	
468	Jun-19	RSD, Hosapete	F-3 Naganahalli	2340.84	2354.51	15000	0.21	0.02	390	391	391	478	391	391	391	0.187074	
469	Jun-19	RSD, Hosapete	F7 B.V.GERE	6666.43	6668.01	30000	0.05	0.00	391	391	391	110	408	408	408	0.0450094	
470	Jun-19	RSD, Hosapete	F-12 Kallihalli	488925	490875	20	0.04	0.04	250	250	250	142	280	280	280	0.0397488	
471	Jun-19	RSD, Hosapete	F-8 Kurekoppa	Assessed Consumption			0.80	0.07	352	352	352	2068	353	353	353	0.7300682	
472	Jun-19	RSD, Hosapete	F-1 Shivapura	4683.15	4701.73	30000	0.56	0.05	596	596	596	352	275	275	275	0.2340425	
473	Jun-19	Hadaqalli	F-3 Kombli	4160.27	4168.25	30000	0.24	0.02	507	507	507	430	253	253	253	0.1087122	
474	Jun-19	Hadaqalli	F-4 N.B.Pura	3855.4	3860	30000	0.14	0.01	510	510	510	246	252	252	252	0.0820513	
475	Jun-19	Hadaqalli	F-5 Rajawala	4447.25	4450.04	30000	0.08	0.08	466	466	466	163	463	463	463	0.0756767	
476	Jun-19	Hadaqalli	F-10 Hakkandi	3606.45	3610.64	30000	0.13	0.01	224	224	224	511	224	224	224	0.114387	
477	Jun-19	Hadaqalli	F-11 Mudnur	2525.62	2536.75	30000	0.33	0.30	389	389	389	781	405	405	405	0.3163466	
478	Jun-19	Hadaqalli	F4 Holegundi	3702.87	3851.13	20000	0.30	0.03	445	445	445	606	461	461	461	0.2785551	
479	Jun-19	Hadaqalli	F3 Dasarahatti Thanda	11.48	24.28	20000	0.98	0.23	560	560	560	416	560	560	560	0.232996	
480	Jun-19	Hadaqalli	F-2 Magala river bed				0.43	0.09	229	229	229	3894	245	245	245	0.9541092	
481	Jun-19	Hadaqalli	F-3 Koithal	2475902	2497368	20	0.43	0.04	195	195	195	2003	195	195	195	0.3906812	
482	Jun-19	Hadaqalli	F-4 Beerabbi	2297601	2314015	20	0.33	0.03	307	307	307	973	307	307	307	0.2987348	
483	Jun-19	Hadaqalli	F-6 Masalawada	6909.9	6909.9	2000	0.09	0.09	475	475	475	1820	362	362	362	0.659884	
484	Jun-19	Hadaqalli	F3 Ayyanahalli	8579.49	8648.06	2000	0.14	0.01	229	229	229	545	245	245	245	0.1335169	
485	Jun-19	Hadaqalli	F2 Magal	7597.16	7687.14	2000	0.18	0.02	413	413	413	397	262	262	262	0.1038888	
486	Jun-19	Hadaqalli	F4 Hosahalli	5898.14	6070.37	2000	0.34	0.03	96	96	96	3265	112	112	112	0.3657017	
487	Jun-19	Hadaqalli	F-2 Takilvu	30361.8	30447.2	1000	0.09	0.00	306	306	306	306	322	322	322	0.0817775	
488	Jun-19	Hadaqalli	F-4 Kenchenmahalli	4292.95	4317.15	2000	0.05	0.04	213	213	213	207	229	229	229	0.0473525	
489	Jun-19	Hadaqalli	F-6 Uttangal	30465.1	30542.3	2000	0.15	0.01	387	387	387	363	665	665	665	0.2414345	
490	Jun-19	Hadaqalli	F-7 Iligi	25130.3	25160.4	1000	0.03	0.00	311	311	311	88	327	327	327	0.0289002	
491	Jun-19	Hadaqalli	F-2 Haravi	5204.8	5245.7	2000	0.08	0.01	584	584	584	584	600	600	600	0.0764774	
492	Jun-19	Hadaqalli	F-3 Kuruvatti	4661.8	4830	2000	0.34	0.03	439	439	439	697	455	455	455	0.3172811	
493	Jun-19	Hadaqalli	F-4 Mylara 1	1926.2	1997.8	2000	0.14	0.13	481	481	481	271	487	487	487	0.1346467	
494	Jun-19	Hadaqalli	F-5 Mylara 2	666.8	694.8	2000	0.06	0.01	419	419	419	122	435	435	435	0.052906	
495	Jun-19	Hadaqalli	F-9 Dombrahalli	3831.8	3932	2000	0.20	0.02	321	321	321	568	337	337	337	0.1914538	
496	Jun-19	Hadaqalli	F-10 Holalu	2610.6	2733.8	2000	0.25	0.02	412	412	412	544	412	412	412	0.224224	
497	Jun-19	Hadaqalli	F-11 Holalu Riverbed	4162.7	4391.9	2000	0.46	0.42	199	199	199	2468	185	185	185	0.4566369	
498	Jun-19	Hadaqalli	F-6 Banyan(T)	39690	40170.7	500	0.24	0.22	229	229	229	955	245	245	245	0.2340001	
499	Jun-19	Hadaqalli	F-2 Kalvi(E&W)	30752.8	30824.9	2000	0.14	0.01	292	292	292	449	308	308	308	0.1384122	
500	Jun-19	Hadaqalli	F-1 Pura	14198.2	15214.8	500	0.51	0.05	396	396	396	1168	412	412	412	0.481242	
501	Jun-19	Hadaqalli	F-2 S.V Halli	27099.2	27323.21	2000	0.45	0.04	339	339	339	1203	355	355	355	0.4269406	
502	Jun-19	Hadaqalli	F-1 Budnur	6180.8	6276.5	2000	0.02	0.00	299	299	299	299	299	299	299	0.0174174	
503	Jun-19	Hadaqalli	F-2 Kallebennuru	44267	45513	600	0.75	0.07	328	328	328	2074	344	344	344	0.7135021	
504	Jun-19	Hadaqalli	F-3 Hyarda			1000	0.49	0.04	572	572	572	772	588	588	588	0.4536955	
505	Jun-19	Hadaqalli	F-4 Makarabbi			2000	0.35	0.03	239	239	239	1428	239	239	239	0.341352	
506	Jun-19	Hadaqalli	F-8 Holalu	7322.2	7445.1	2000	0.25	0.02	258	258	258	258	258	258	258	0.223678	
507	Jun-19	Hadaqalli	F-10 Bannimatti	2802.9	2802.9	2000	0.50	0.05	232	232	232	232	232	232	232	0.4887037	
508	Jun-19	Hadaqalli	F2 - LINGANAYAKANA HALLI IP	239.6	308.2	2000	0.14	0.01	265	265	265	471	265	265	265	0.124852	
509	Jun-19	Hadaqalli	F3 - MALLADAMMA KOPPALA IP	123.3	150	2000	0.05	0.00	158	158	158	308	158	158	158	0.048594	
510	Jun-19	Hadaqalli	F4 - HARVI BRIDGE IP	150.4	197.9	2000	0.10	0.01	110	110	110	786	134	134	134	0.1053118	
511	Jun-19	Kudligi	F3-Badaladaku	98649.6	98983.3	500	0.17	0.02	359	359	359	423	390	390	390	0.1649445	




Shrinivas
 Executive Engineer
 Regulatory Affairs
 Corporate Office,
 GESCOM, KALABURAGI

Sl.No	Month	Name of Sub Division	Name of segregated agricultural feeders	Initial energy meter reading in the feeder	Final energy meter reading in the feeder	Meter constant	Monthly consumption recorded in all the agricultural feeders (in MU)	Distribution loss (11KV line, DTCs & LT line) Plus sales to other consumers if any, in MU (Losses in all the agri. feeders only to be considered)	Net consumption duly deducting the Distribution loss (11KV & LT) & any other loads if any	Beginning of the month	7a	7b	7c= (7a+7b)/2	Mid-month consumption of IP sets/month (in units)	8=7c	Beginning of the month	9a	9b	9c= (9a+9b)/2	mid month	Total sales (in MU)	10=9c
1	2	3	3a	3b	3c	4 = (3b-3a) *3c	6=(4-5)	5.00	6-(4-5)	7a	7b	7c= (7a+7b)/2	7c= (7a+7b)/2	8=7c	9a	9b	9c= (9a+9b)/2	9c= (9a+9b)/2	10=9c	10=9c	10=9c	
512	Jun-19	Kudligi	F4-Gudekole-K	3086.59	3096.53	15000	0.15	0.01	0.14	362	382	362	362	375	562	562	562	562	0.2106429	0.364	0.364	
513	Jun-19	Kudligi	F6-H.B.Halli	8919.89	8919.89	20000	0.40	0.04	0.36	495	495	495	495	735.35	495	495	495	495	0.23135	593	593	
514	Jun-19	Kudligi	F7-Shivapura	2228.69	2241.08	20000	0.25	0.02	0.23	578	578	578	578	390	593	593	593	593	0.23135	276	276	0.6888193
515	Jun-19	Kudligi	F8-Thimmalapura	25883.7	26239.2	20000	0.71	0.06	0.65	267	267	267	267	2423	276	276	276	276	0.3079076	176	176	0.1579797
516	Jun-19	Kudligi	F9-Gajapura	44381.4	44515.2	20000	0.31	0.03	0.28	160	160	160	160	1749	502	502	502	502	0.1224244	475	475	0.1449898
517	Jun-19	Kudligi	F10-Kyasinke	3013.53	3019.19	30000	0.17	0.02	0.15	491	491	491	491	298	475	475	475	475	0.1449898	507	507	0.1835931
518	Jun-19	Kudligi	F2- M.N.Halli	2543.84	2548.23	30000	0.13	0.01	0.12	465	465	465	465	436	421	421	421	421	0.22211	285	285	0.1405085
519	Jun-19	Kudligi	F6-K.Ayyanahalli	3751.79	3803.96	30000	0.16	0.01	0.14	498	498	498	498	436	421	421	421	421	0.1715319	387	387	0.2439609
520	Jun-19	Kudligi	F7-Rampura	493.16	502.96	20000	0.20	0.02	0.18	409	409	409	409	436	421	421	421	421	0.1432885	156	156	0.637
521	Jun-19	Kudligi	F7-Rampura	17746.10	1786300	20	0.23	0.02	0.21	273	273	273	273	779	285	285	285	285	0.1819729	347	347	0.1497544
522	Jun-19	Kudligi	F2-Nimbalageti	23947.6	24019.1	20000	0.14	0.01	0.13	163	163	163	163	798	176	176	176	176	0.1852107	620	620	0.1852107
523	Jun-19	Kudligi	F3-Ujini	17382.2	17454.5	20000	0.18	0.02	0.17	379	379	379	379	443	387	387	387	387	0.1745387	286	286	0.1745387
524	Jun-19	Kudligi	F4-Toolahalli	15618	15689.6	20000	0.14	0.01	0.13	258	258	258	258	505	265	265	265	265	0.19106169	369	369	0.19106169
525	Jun-19	Kudligi	F5-Kalapura	11028.5	11140.3	20000	0.22	0.02	0.20	387	387	387	387	526	464	464	464	464	0.1729575	543	543	0.1729575
526	Jun-19	Kudligi	F6-Ganegatta	46368.8	46459.2	20000	0.18	0.02	0.16	269	269	269	269	610	286	286	286	286	0.1432885	324	324	0.1432885
527	Jun-19	Kudligi	F1-Chinthegunda	48769.6	48882	666.67	0.13	0.01	0.13	540	540	540	540	239	543	543	543	543	0.19106169	369	369	0.19106169
528	Jun-19	Kudligi	F2-Thayakanahalli	12304.44	12304.44	20000	0.96	0.09	0.87	354	354	354	354	2468	369	369	369	369	0.3632138	410	410	0.3632138
529	Jun-19	Kudligi	F3-Huruli	15193.73	15385.51	20000	0.38	0.03	0.35	394	394	394	394	394	886	410	410	410	0.1432885	324	324	0.1432885
530	Jun-19	Kudligi	F4-Siddapura	4060.06	4067.69	20000	0.15	0.01	0.14	314	314	314	314	442	324	324	324	324	0.156	156	156	0.637
531	Jun-19	Kudligi	F6-Thanda	3484.89	3484.89	20000	0.70	0.06	0.64	156	156	156	156	4083	156	156	156	156	0.1819729	347	347	0.1497544
532	Jun-19	Kudligi	F7-Harakahavi	20452.7	20549.1	20000	0.19	0.02	0.18	484	484	484	484	362	502	502	502	502	0.1497544	347	347	0.1497544
533	Jun-19	Kudligi	F8-Makamadaku	3484.13	3492.05	20000	0.16	0.01	0.14	334	334	334	334	432	347	347	347	347	0.1852107	620	620	0.1852107
534	Jun-19	Kudligi	F9-Bhimasamudra	4041.8	4051.96	20000	0.13	0.02	0.12	619	619	619	619	299	620	620	620	620	0.1852107	620	620	0.1852107
535	Jun-19	Kudligi	F1-Indapura	10265.2	10329.3	20000	0.20	0.01	0.18	340	340	340	340	343	340	340	340	340	0.1852107	620	620	0.1852107
536	Jun-19	Kudligi	F2-B.Tguddi	280.92	280.92	20000	0.14	0.02	0.13	194	194	194	194	938.14	199	199	199	199	0.1852107	620	620	0.1852107
537	Jun-19	Kudligi	F4-Pujarahalli	18982.4	19053.3	20000	0.14	0.01	0.13	263	263	263	263	471	272	272	272	272	0.1334537	272	272	0.1334537
538	Jun-19	Kudligi	F6-Hulikeri	14771.8	14771.8	20000	0.09	0.01	0.08	311	311	311	311	282	323	323	323	323	0.1805131	380	380	0.1805131
539	Jun-19	Kudligi	F7-Kanamadu	404.1	413.94	20000	0.20	0.02	0.18	377	377	377	377	475	380	380	380	380	0.1731159	184	184	0.1731159
540	Jun-19	Kudligi	F8 H.K.Kunte	7990.1	7681.6	20000	0.18	0.02	0.17	177	177	177	177	941	184	184	184	184	0.102	102	102	0.102
541	Jun-19	Kudligi	F1 Amalapura	162059	162059	166.7	0.10	0.01	0.09	91	91	91	91	1000.00	102	102	102	102	0.3246456	234	234	0.3246456
542	Jun-19	Kudligi	F2 Banavikalu-B	14836.44	15002.62	20000	0.33	0.03	0.30	218	218	218	218	1387	234	234	234	234	0.0875671	129	129	0.0875671
543	Jun-19	Kudligi	F4 Kanchobanahalli	2403.01	2448.14	20000	0.09	0.01	0.08	121	121	121	121	679	129	129	129	129	0.1953881	262	262	0.1953881
544	Jun-19	Kudligi	F1 Kasapura	27631.7	27732.5	20000	0.20	0.02	0.18	246	246	246	246	746	262	262	262	262	0.2284689	347	347	0.2284689
545	Jun-19	Kudligi	F2-G.B.Halli	27139.2	27262.2	20000	0.25	0.02	0.22	340	340	340	340	658	347	347	347	347	0.1900632	364	364	0.1900632
546	Jun-19	Kudligi	F5 Rayapura	9562.96	9662.8	20000	0.20	0.02	0.18	348	348	348	348	522	364	364	364	364	0.043134	497	497	0.043134
547	Jun-19	Kudligi	F8 Gudekole	6156.4	6180.1	20000	0.05	0.00	0.04	367	367	367	367	87	497	497	497	497	0.364	383	383	0.364
548	Jun-19	H.B.Halli	F1 SOBATI	34807.2	34899.5	10000	0.40	0.04	0.36	683	683	683	683	950	383	383	383	383	0.1919575	388	388	0.1919575
549	Jun-19	H.B.Halli	F2 HG HALLI	43997.4	44199.1	10000	0.20	0.02	0.18	311	311	311	311	495	388	388	388	388	0.1424787	496	496	0.1424787
550	Jun-19	H.B.Halli	F-3 BG HALLI	33090.86	33143.05	30000	0.16	0.01	0.14	456	456	456	456	287	496	496	496	496	0.1852107	277	277	0.1852107
551	Jun-19	H.B.Halli	F-4 T.B.Halli	3632.82	3643.55	30000	0.32	0.03	0.29	367	367	367	367	401	372	372	372	372	0.149331	314	314	0.149331
552	Jun-19	H.B.Halli	F-6 MALVI	12120.6	12175.3	30000	0.16	0.01	0.15	367	367	367	367	280	383	383	383	383	0.1072941	325	325	0.1072941
553	Jun-19	H.B.Halli	F-7 MORIGERE	23009.64	23066.13	20000	0.11	0.01	0.10	367	367	367	367	280	383	383	383	383	0.2699078	465	465	0.2699078
554	Jun-19	H.B.Halli	F-8 HP SAGAR	51650.6	51932.6	10000	0.28	0.03	0.26	309	309	309	309	830	325	325	325	325	0.3951411	465	465	0.3951411
555	Jun-19	H.B.Halli	F-9 DASHAMAPURA	40024.53	40164.29	30000	0.42	0.04	0.38	448	448	448	448	689	477	477	477	477	0.1852107	277	277	0.1852107
556	Jun-19	H.B.Halli	F-10 BENAKAL	32955.8	33145.4	10000	0.35	0.02	0.33	418	418	418	418	586	465	465	465	465	0.5073252	866	866	0.5073252
557	Jun-19	H.B.Halli	F-1 HAMPAPATNA	11233.2	11506.8	20000	0.35	0.05	0.30	330	330	330	330	660	346	346	346	346	0.2281876	346	346	0.2281876
558	Jun-19	H.B.Halli	F-2 ANKASAMUDRA	15619.97	15739.65	20000	0.24	0.02	0.22	357	357	357	357	552	299	299	299	299	0.3443909	299	299	0.3443909
559	Jun-19	H.B.Halli	F-3 UP HALLI	3020.69	3038.6	20000	0.36	0.03	0.33	418	418	418	418	1152	435	435	435	435	0.2337977	435	435	0.2337977
560	Jun-19	H.B.Halli	F-4 VARADAPURA	45915.63	46039.07	20000	0.41	0.04	0.37	418	418	418	418	586	465	465	465	465	0.3885095	373	373	0.3885095
561	Jun-19	H.B.Halli	F-5 Marabihalu	32711.4	32775.71	20000	0.41	0.04	0.37	418	418	418	418	586	465	465	465	465	0.491218	425	425	0.491218
562	Jun-19	H.B.Halli	F-7 PINJAR HEGDAL	5870.84	5897.83	20000	0.54	0.05	0.49	134	134	134	134	966	134	134	134	134	0.6825425	155	155	0.6825425
563	Jun-19	H.B.Halli	TB F-1 MUTKUR	34548.42	34727.89	40000	0.72	0.06	0.65	407	407	407	407	1202	155	155	155	155	0.1963078	431	431	0.1963078
564	Jun-19	H.B.Halli	F-2 BANNIGOLA	3820.32	3829.5	20000	0.18	0.02	0.17	139	139	139	139	712	431	431	431	431	0.3070579	431	431	0.3070579
565	Jun-19	H.B.Halli	F-4 BASARAKODU	37482.1	37817	10000	0.32	0.03	0.30	415	415	415	415	712	431	431	431	431	0.3070579	431	431	0.3070579

187

Shrinivas
Executive Engineer

Sl.No	Month	Name of Sub Division	Name of segregated agricultural feeders	Initial meter reading in the feeder	Final energy meter reading in the feeder	Meter constant	Monthly consumption recorded in all the agricultural feeders (in MU)	Distribution loss (11kV line, DTCs & LT line) Plus sales to other consumers if any, in MU (in MU) (11kV & LT) & any other agri. feeders only to be considered)	Net consumption duly deducting the Distribution loss (11kV & LT) & any other loads if any	Beginning of the month	7b serviced at the end of the month	7c = (7a+7b)/2	Average consumption of IP sets/month (in units)	Beginning of the month	9b serviced at the End of the month	9c = (9a+9b)/2	Total sales (in MU)
1	2	3	3a	3b	3c	4 = (3b-3a) / 3c	5.00	6=(4-5)	7a	7b	7c	8=6/7c	9a	9b	9c	10=6*9c	
566	Jun-19	H. B. Halli	F-5 BANNIKAL	80130.5	80579.1	1000	0.45	0.41	386	386	386	1058	402	402	402	0.4251473	
567	Jun-19	H. B. Halli	F-6 TB HALLI	3658.8	3796.7	2000	0.28	0.25	357	357	357	703	373	373	373	0.2622263	
568	Jun-19	H. B. Halli	F-7 KRISHNAPURA	4421.27	4434.3	20000	0.26	0.24	278	278	278	853	294	294	294	0.2507947	
569	Jun-19	H. B. Halli	F-11 Mathada	-	-	-	0.20	0.18	111	111	111	1640	816	816	816	1.3379459	
570	Jun-19	H. B. Halli	F-1 HANSI	18598.14	18713.44	2000	0.23	0.21	307	307	307	684	324	324	324	0.2214661	
571	Jun-19	H. B. Halli	F-2 K.N.HALLI	17717.26	17826.61	2000	0.22	0.20	300	300	300	663	316	316	316	0.2096312	
572	Jun-19	H. B. Halli	F-4 ANEKALLU	12695.15	12816.22	2000	0.24	0.22	462	462	462	477	481	481	481	0.2294093	
573	Jun-19	H. B. Halli	F-5 NANYAPURA	5736.55	5736.55	2000	0.50	0.46	101	101	101	4504.95	117	117	117	0.5270792	
574	Jun-19	H. B. Halli	F-6 Upparagatta	6504.57	6630.21	2000	0.25	0.23	200	200	200	1143	217	217	217	0.2481013	
575	Jun-19	H. B. Halli	F-1Alaboor	13259.6	13289.9	2000	0.06	0.06	490	490	490	113	490	490	490	0.055146	
576	Jun-19	H. B. Halli	F-2Ambli	10446.2	10478.9	2000	0.07	0.06	149	149	149	399	165	165	165	0.0659048	
577	Jun-19	H. B. Halli	F-3 K.K. THANDA	20095.1	20153.8	2000	0.12	0.11	240	240	240	445	258	258	258	0.1148466	
578	Jun-19	H. B. Halli	F-4 KOGALI	23334.7	23392.3	2000	0.12	0.10	177	177	177	592	193	193	193	0.1143083	
579	Jun-19	H. B. Halli	F-1 Morigene	1168.4	1228.6	2000	0.12	0.11	475	475	475	231	492	492	492	0.1148452	
580	Jun-19	H. B. Halli	F-3 GADDIKERE	16091.5	16253.7	2000	0.32	0.30	420	420	420	703	438	438	438	0.3076566	
581	Jun-19	H. B. Halli	F-4 Sonna	600540	6012300	20	0.15	0.13	167	167	167	791	184	184	184	0.1458526	
582	Jun-19	H. B. Halli	F-9 Ujwathi IP	90.7	219.7	2000	0.26	0.23	98	98	98	2396	185	185	185	0.4432071	
583	Jun-19	H. B. Halli	F-9 KOGALI (TTIGI)	37919.1	37955.5	2000	0.07	0.07	463	463	463	143	479	479	479	0.0686373	
584	Jun-19	H. B. Halli	F-4 H.P. SAGAR	25971.3	26098.1	2000	0.25	0.23	141	141	141	1637	141	141	141	0.230776	
585	Jun-19	H. B. Halli	F-5 NAGALAPURA	1011.63	1015.99	20000	0.09	0.08	345	345	345	345	361	361	361	0.0830321	
586	Jun-19	H. B. Halli	F-8 Bannikallu	823.16	837.41	20000	0.29	0.26	221	221	221	1174	238	238	238	0.2793	
587	Jun-19	H. B. Halli	F-2 Basavanna IP	282.2	381.6	2000	0.20	0.18	348	348	348	520	348	348	348	0.180908	
588	Jun-19	H. B. Halli	F-4 Hagari Kyedigihalli IP	286.2	362.2	2000	0.15	0.14	297	297	297	466	297	297	297	0.19332	
Hospet Total																	
589	Jun-19	RSD	F-32-Beilagal	15781.8	15909.1	1000	0.13	0.12	47382	47382	47382	684.63	48933	48933	48933	33.501214	
590	Jun-19	RSD	F-4 Y.Budhal	8407.3	8458.88	2000	0.10	0.10	642	642	642	151.1028	645	645	645	0.1206117	
591	Jun-19	RSD	F-1 BD Halli	3970.3	3975.16	20000	0.10	0.09	638	638	638	142.6207	638	638	638	0.0909992	
592	Jun-19	RSD	F-2 Masidipura	3924.7	3925.29	20000	0.01	0.00	630	630	630	17.9048	630	630	630	0.01128	
593	Jun-19	RSD	F-4 moka/Shivapura IP	3858.8	3862.36	20000	0.07	0.00	435	435	435	156.0184	686	686	686	0.10702862	
594	Jun-19	RSD	F-13 basarakode 1	21509.3	21520.00	2000	0.02	0.00	473	473	473	42.3283	697	697	697	0.02964239	
595	Jun-19	RSD	F-2 Jalihal	5464.9	5468.72	2000	0.01	0.00	296	296	296	24.2622	555	555	555	0.0134655	
596	Jun-19	RSD	F-3 Hosa Yerragudi	3050.3	3068.56	2000	0.04	0.00	392	392	392	87.3816	653	653	653	0.05706021	
597	Jun-19	RSD	F-2 Gudalur	2058.6	2058.75	2000	1.30	1.22	296	296	296	4128.3784	301	301	301	1.24264189	
598	Jun-19	RSD	F-3 Handhal IP Set	2522.4	2525.38	2000	0.01	0.01	275	275	275	20.0989	540	540	540	0.01085341	
599	Jun-19	RSD	F-5 Chanal/gudalur	2654.4	2655.42	2000	1.25	1.18	326	326	326	3604.2945	587	587	587	2.11572086	
600	Jun-19	RSD	F-1 D.Kaggal	1017.0	1018.92	2000	1.40	1.32	366	366	366	3595.6284	371	371	371	1.33397814	
601	Jun-19	RSD	F-8 Somamudra	17804.3	17815.32	2000	0.02	0.00	258	258	258	80.0822	832	832	832	0.0662837	
602	Jun-19	RSD	F-4 Korlagundi	14308.7	14321.04	2000	0.02	0.00	250	250	250	92.5712	506	506	506	0.04684103	
603	Jun-19	RSD	F-55 Asundi	6290.2	6304.55	2000	0.03	0.00	451	451	451	59.9432	709	709	709	0.04249576	
604	Jun-19	RSD	F-62 Rupanagudi	6110.6	6110.6	2000	0.50	0.03	122	122	122	3852.4590	383	383	383	1.4754918	
605	Jun-19	RSD	F-2 Chagnur	17001.2	17095.72	2000	0.13	0.01	522	522	522	340.3448	773	773	773	0.26308655	
606	Jun-19	RSD	F-5 Hagari rural	13474.7	13538.13	2000	0.13	0.01	463	463	463	257.7590	712	712	712	0.18352438	
607	Jun-19	RSD	F-2 Gemihal	17124.3	17255.6	2000	0.26	0.02	316	316	316	781.2709	570	570	570	0.44532441	
608	Jun-19	RSD	F-3 Kalkamba	2630.6	2643.7	20000	0.26	0.07	475	475	475	517.6926	728	728	728	0.37688024	
609	Jun-19	RSD	F-5 Sindiperi	288.8	291.9	20000	0.06	0.06	467	467	467	127.6146	682	682	682	0.08703313	
610	Jun-19	RSD	F-6(P. Seragu)	182.1	191.4	20000	0.19	0.18	339	339	339	401.6948	705	705	705	0.28319481	
611	Jun-19	RSD	F-7 Badamahatti	8095.0	8158.8	2000	0.13	0.01	343	343	343	349.8554	590	590	590	0.20641468	
612	Jun-19	RSD	F-11 Chitginahal	277.7	282.4	1000	1.30	0.08	222	222	222	3748.4663	259	259	259	0.97085276	
613	Jun-19	RSD	F-1 Guttigalur	1745.6	1792.01	1000	0.05	0.01	278	278	278	157.0612	580	580	580	0.09109547	
614	Jun-19	RSD	F-2 Somalapura	8741.8	8802.12	2000	0.12	0.01	419	419	419	270.8277	673	673	673	0.1826703	
615	Jun-19	RSD	F-4-Muddapura	18676.2	18721.73	2000	0.09	0.01	323	323	323	264.7715	673	673	673	0.17819123	
616	Jun-19	RSD	F-6 Nelludi	31292.3	31372.87	2000	0.16	0.01	142	142	142	1066.4366	582	582	582	0.62066611	
617	Jun-19	RSD	F-1 Daroji	27210.9	27470.80	1000	0.26	0.02	329	329	329	742.5714	329	329	329	0.2443006	



188

Shivanand
 Executive Engineer
 Regulatory Affairs
 Corporate Office,
 GESCOM, KALABURAGI

Sl.No	Month	Name of Sub Division	Name of segregated agricultural feeders	Initial energy meter reading in the feeder	Final energy meter reading in the feeder	Meter constant	Monthly consumption recorded in all the agricultural feeders (in MU)	Distribution loss (11kV line, DTCs, & LT line) Plus sales to other consumers if any, in MU (11kV & LT) & any other losses in all the agri. feeders only to be considered)	Net consumption duly deducting the Distribution loss (11kV & LT) & any other loads if any	Beginning of the month	Mid-month	Average consumption of IP sets/month (in units)	Beginning of the month	End of the month	mid month	Total sales (in MU)
1	2	3	3a	3b	3c	4=(3b-3a)*3c	5.00	6=(4-5)	7a	7b	7c=(7a+7b)/2	8=6/7c	9a	9b	9c=(9a+9b)/2	10=8*9c
715	Jun-19	Moski	F6-Belliganur	MNR	MNR	2000	0.12	0.11	860	860	860	125.30	23317	23317	23317	15.57
716	Jun-19	Moski	F2-Udibal	MNR	MNR	2000	0.04	0.03	180	180	180	181.49	231	231	231	0.80
717	Jun-19	Moski	F5-NN camp IP	MNR	MNR	2000	0.09	0.08	539	539	539	147.05	179	179	179	0.38
718	Jun-19	Moski	Hadagali	23596.22	2000	2000	14.55	14.23	21312	21312	21312	667.59	23317	23317	23317	15.57
719	Jun-19	Yadgir	Mallapur	48621.30	48681.50	2000	0.12	0.11	860	860	860	125.30	23317	23317	23317	15.57
720	Jun-19	Yadgir	Alipur	3558.12	3576.37	2000	0.04	0.03	180	180	180	181.49	231	231	231	0.80
721	Jun-19	Yadgir	K-Shahapur	12091.84	12136.12	2000	0.09	0.08	539	539	539	147.05	179	179	179	0.38
722	Jun-19	Yadgir	Honagera	12465.21	12511.90	2000	0.09	0.08	539	539	539	147.05	179	179	179	0.38
723	Jun-19	Yadgir	Ramalingeshwar	1958.70	1975.40	2000	0.03	0.03	269	269	269	111.13	7837.00	7837.00	7837.00	1.37
724	Jun-19	Yadgir	Wadhali	1993.50	2009.80	2000	0.03	0.03	368	368	368	79.29	7837.00	7837.00	7837.00	1.37
725	Jun-19	Yadgir	Lingshalli	2458.20	2490.90	2000	0.07	0.06	336	336	336	174.21	7837.00	7837.00	7837.00	1.37
726	Jun-19	Yadgir	F-2, Baichakra IP	11300.00	11417.50	2000	0.24	0.21	446	446	446	471.58	7837.00	7837.00	7837.00	1.37
727	Jun-19	Yadgir	F-1, Kilankere IP	3429.10	3470.50	2000	0.08	0.07	440	440	440	168.42	7837.00	7837.00	7837.00	1.37
728	Jun-19	Yadgir	Mallapur ip	4953.30	4999.53	2000	0.09	0.08	657	657	657	125.95	7837.00	7837.00	7837.00	1.37
729	Jun-19	Yadgir	Nagalpur	7542.21	7602.69	2000	0.12	0.11	640	640	640	169.15	7837.00	7837.00	7837.00	1.37
730	Jun-19	Gurmittal	Borbonda	2200.10	2217.10	2000	0.03	0.03	106	106	106	285.15	8479.00	8479.00	8479.00	0.45
731	Jun-19	Gurmittal	Kandakoor	385526.00	386842.00	20	0.03	0.02	308	308	308	75.97	8479.00	8479.00	8479.00	0.45
732	Jun-19	Gurmittal	Yelheti	1708.10	1722.80	1000	0.01	0.01	346	346	346	37.77	8479.00	8479.00	8479.00	0.45
733	Jun-19	Gurmittal	Minasapur+Drampur	20.43	21.05	1000	0.00	0.00	314	314	314	1.76	8479.00	8479.00	8479.00	0.45
734	Jun-19	Gurmittal	Anpur	MNR	MNR	1000	0.94	0.84	352	352	352	2374.03	8479.00	8479.00	8479.00	0.45
735	Jun-19	Gurmittal	Nandepalli	14049.04	14151.25	2000	0.85	0.76	205	205	205	3686.10	8479.00	8479.00	8479.00	0.45
736	Jun-19	Gurmittal	Jairam	4306.20	4340.21	2000	0.07	0.06	659	659	659	91.76	8479.00	8479.00	8479.00	0.45
737	Jun-19	Gurmittal	Madhwar	3657.10	3711.00	2000	0.11	0.10	659	659	659	145.42	8479.00	8479.00	8479.00	0.45
738	Jun-19	Shahapur	Kanyakolur ip	2178.64	2179.64	20000	0.02	0.02	80	80	80	222.75	8479.00	8479.00	8479.00	0.45
739	Jun-19	Shahapur	Bemnor IP	688956.00	690153.00	16.7	0.02	0.02	275	275	275	64.77	8479.00	8479.00	8479.00	0.45
740	Jun-19	Shahapur	Bommanahalli	723.55	725.06	20000	0.03	0.03	0	0	0	0.00	8479.00	8479.00	8479.00	0.45
741	Jun-19	Shahapur	Dornalli	17269.40	17320.30	1000	0.05	0.05	68	68	68	666.94	8479.00	8479.00	8479.00	0.45
742	Jun-19	Shahapur	Madriki	34528.70	34573.00	1000	0.04	0.04	49	49	49	805.54	8479.00	8479.00	8479.00	0.45
743	Jun-19	Shahapur	Yandurga ip/F-4, Hosagera	4573.63	4578.65	20000	0.10	0.09	266	266	266	336.30	8479.00	8479.00	8479.00	0.45
744	Jun-19	Shahapur	Budhoor	12270.68	12422.70	2000	0.30	0.27	0	0	0	0.00	8479.00	8479.00	8479.00	0.45
745	Jun-19	Shahapur	Khanapur 1	93.67	96.11	20000	0.05	0.04	109	109	109	322.38	8479.00	8479.00	8479.00	0.45
746	Jun-19	Shahapur	Krishnapur *	7136.90	7248.20	1000	0.11	0.10	487	487	487	202.72	8479.00	8479.00	8479.00	0.45
747	Jun-19	Shorapur	Kamapur	127371.4	127548.6	20	0.04	0.03	348	348	348	90.33	8479.00	8479.00	8479.00	0.45
748	Jun-19	Shorapur	Devapur	MNR	MNR	2000	0.97	0.86	393	393	393	2189.29	8479.00	8479.00	8479.00	0.45
749	Jun-19	Shorapur	Nagnoor	23211.90	23281.20	2000	0.14	0.12	176	176	176	698.51	8479.00	8479.00	8479.00	0.45
750	Jun-19	Shorapur	G Basavana	8118.50	8205.10	2000	0.17	0.15	186	186	186	830.42	8479.00	8479.00	8479.00	0.45
751	Jun-19	Shorapur	Mallahalli	11702.80	MNR	666.6	1.20	1.06	347	347	347	3067.44	8479.00	8479.00	8479.00	0.45
752	Jun-19	Shorapur	T. Bomanalli	3195.60	3248.60	2000	0.10	0.09	345	345	345	251.96	8479.00	8479.00	8479.00	0.45
753	Jun-19	Hunasagi	Gundalagera	10805.84	10881.15	2000	0.15	0.14	150	150	150	416.95	8479.00	8479.00	8479.00	0.45
754	Jun-19	Hunasagi	Mudanoor	915.43	917.57	2000	0.10	0.09	150	150	150	591.33	8479.00	8479.00	8479.00	0.45
755	Jun-19	Hunasagi	Mudanoor	915.43	917.57	2000	0.10	0.09	150	150	150	591.33	8479.00	8479.00	8479.00	0.45
756	Jun-19	Hunasagi	Mudanoor	915.43	917.57	2000	0.10	0.09	150	150	150	591.33	8479.00	8479.00	8479.00	0.45
		GRAND TOTAL					185.45	16.23	11860.8	11860.8	11860.8	585.84	393853	394327	394090	232.45



191


(Signature)
 Executive Engineer
 Regulatory Affairs
 Corporate Office,
 GESCOM, KALABURAGI

GULBARGA ELECTRICITY SUPPLY CORPORATION

Month : July-2019

Assessed consumption of Agriculture feeders and sales of IP Energy


Sl.No	Month	Name of Sub Division	Name of segregated agricultural feeders	Initial energy meter reading in the feeder	Final energy meter reading in the feeder	Meter constant	Monthly consumption recorded in all the agricultural feeders (in MU)	Distribution loss(11kV line, DTCs & LT line) Plus sales to other consumers if any in MU (losses in all the agrt. feeders only to be considered)	Net consumption duly deducting the Distribution loss (11kV & LT) & any other loads if any	No. of IP sets (total-dried up) connected to the agricultural feeders			Average consumption of IP sets/month (in units)	Total no of IP sets (total-dried up) in the sub division (as per DCB)			Total sales (in MU)
										Beginning of the month	End of the month	Mid-month		Beginning of the month	End of the month	Mid month	
1	2	3	3a	3b	3c	4 = (3b-3a) * 3c	5	6 = (4-5)	7a	7b	7c = (7a+7b)/2	8=6/7c	9a	9b	9c = (9a+9b)/2	10=8*9c	
1	Jul-19	RSD	F5-SRINIVAS Saradagi	7112.63	7120.43	20000	0.156	0.02	0.1334	420	420	420	317.57	62	62	62	0.02
2	Jul-19	RSD	F1-Taj Sultampur	1837.61	1843.58	10000	0.060	0.01	0.0510	282	282	282	181.01	2111	2111	2111	0.38
3	Jul-19	RSD	F2-Kaithanganga	1150.35	1156.25	10000	0.059	0.01	0.0504	483	483	483	104.44	1676	1676	1676	0.18
4	Jul-19	RSD	Zolababad IP	25787.19	25824.82	2000	0.075	0.01	0.0643	310	310	310	207.57	576	576	576	0.12
5	Jul-19	RSD	F1-MAINAL IP	1044.10	1108.80	2000	0.129	0.02	0.1106	60	60	60	1301.61	78	78	78	0.10
6	Jul-19	RSD	F3-BASANAL IP	497.50	522.00	2000	0.049	0.01	0.0419	80	80	80	523.69	98	98	98	0.05
7	Jul-19	RSD	F6-HEROOR IP	2470.80	2558.10	2000	0.175	0.03	0.1493	90	90	90	1658.70	106	106	106	0.18
8	Jul-19	RSD	F4-Kadani	18097.20	18147.43	2000	0.100	0.01	0.0859	283	283	283	303.51	1036	1036	1036	0.31
9	Jul-19	RSD	F6-Bababad IP	20511.59	20566.86	2000	0.111	0.02	0.0945	345	345	345	273.95	1563	1563	1563	0.43
10	Jul-19	RSD	F5-Jeevanagi	45518.8	45724.5	1000	0.206	0.03	0.206	206	206	206	703.49	1798	1798	1798	1.26
11	Jul-19	RSD	F7-Bababad	55247.8	55406.8	1000	0.159	0.01	0.1359	621	621	621	218.91	1124	1124	1124	0.25
12	Jul-19	RSD	F4-Sonth	406.4	436.2	20000	0.596	0.09	0.5096	190	190	190	2682.00	600	600	600	1.61
13	Jul-19	RSD	F5-RAINAL	538.4	565.5	20000	0.542	0.08	0.4634	200	200	200	2317.05	253	253	253	0.59
14	Jul-19	RSD	F3-Ferozabad	6187.1	6254.0	1000	0.067	0.01	0.0572	345	345	345	165.80	1665	1665	1665	0.28
15	Jul-19	RSD	Heroor clubjogur	0.0	0.0	20	0.000	0.00	0.0000	1040	1040	1040	0.00	1050	1050	1050	0.00
16	Jul-19	RSD	F11-Hagargundagi	2464858.0	2468134.0	20	0.066	0.01	0.0560	621	621	621	90.21	1348	1348	1348	0.12
17	Jul-19	Aland	F7-HEBLI	18385.73	18453.16	2000	0.135	0.02	0.1153	356	356	356	323.89	62	62	62	0.02
18	Jul-19	Aland	F-1,ALANGA	23078.33	23106.3	1500	0.042	0.01	0.0359	768	768	768	46.71	2420	2420	2420	0.11
19	Jul-19	Aland	F2-HODLIOR	3780.07	3782.02	20000	0.039	0.01	0.0333	297	297	297	112.27	1920	1920	1920	0.04
20	Jul-19	Aland	F3-RUDRAWADI	22122.32	22126.02	2000	0.007	0.00	0.0063	282	282	282	22.44	1958	1958	1958	0.04
21	Jul-19	Aland	F-1,MUNNOLI-IP	3430.35	3433.44	20000	0.062	0.01	0.0528	250	250	250	211.36	343	343	343	0.07
22	Jul-19	Aland	F-2,TADKAL-IP	1282.12	1282.48	10000	0.004	0.00	0.0031	110	110	110	27.98	541	541	541	0.02
23	Jul-19	Aland	KANMUS	607.52	608.52	20000	0.020	0.00	0.0171	160	160	160	106.88	378	378	378	0.04
24	Jul-19	Aland	BELAMAGI	1241.72	1242.9	20000	0.024	0.00	0.0202	170	170	170	118.69	654	654	654	0.08
25	Jul-19	Aland	F-3,CHALAGERA IP	11852.62	11889.58	2000	0.074	0.01	0.0632	130	130	130	486.17	454	454	454	0.22
26	Jul-19	Aland	F-4,MHIPARGA IP	12730.95	12771.86	2000	0.082	0.01	0.0700	85	85	85	823.01	654	654	654	0.54
27	Jul-19	Aland	F-5,NINGADALI IP	9100.9	9161.5	2000	0.121	0.02	0.1036	120	120	120	863.55	765	765	765	0.66
28	Jul-19	Aland	F-4,JIDAGA	18259.9	18321.9	2000	0.124	0.02	0.1060	0	55	28	3855.27	20	20	20	0.08
29	Jul-19	Aland	F-3 SAVALESHWAR IP	686.06	692.86	30000	0.414	0.06	0.3540	392	392	392	902.98	653	653	653	0.59
30	Jul-19	Aland	F-2 HIROLI IP	2785.2	2789.37	20000	0.083	0.01	0.0713	257	257	257	277.46	453	453	453	0.13
31	Jul-19	Aland	F5 SARASAMBA IP	3366.33	3372.81	30000	0.194	0.03	0.1662	0	70	35	4748.91	0	0	0	0.00
32	Jul-19	Aland	F-5 CHINCHOLI IP	3444.5	3474.2	1000	0.030	0.00	0.0254	500	500	500	50.79	259	259	259	0.01
33	Jul-19	Kadganchi	Narona	919.7	1052.5	2000	0.266	0.04	0.2271	480	480	480	473.10	879	879	879	0.42
34	Jul-19	Kadganchi	Suntanora	3834.49	3885.89	2000	0.000	0.00	0.0000	423	423	423	0.00	788	788	788	0.00
35	Jul-19	Kadganchi	Ladachincholi	7180.79	7251.23	2000	0.141	0.02	0.1205	390	390	390	308.85	665	665	665	0.21
36	Jul-19	Kadganchi	Belamagi VKS	22750.01	22864.75	1000	0.115	0.02	0.0981	244	244	244	402.06	398	398	398	0.16
37	Jul-19	Kadganchi	Karohari	14631.92	14798.48	2000	0.253	0.04	0.2164	365	365	365	592.92	649	649	649	0.38
38	Jul-19	Kadganchi	Nirnab	38374.1	38492.7	1000	0.119	0.02	0.1014	301	301	301	336.89	942	942	942	0.32
39	Jul-19	Kadganchi	Hillatiroor	1567.99	1587.32	2000	0.039	0.01	0.0331	301	301	301	109.81	664	664	664	0.05
40	Jul-19	Kadganchi	Bonnalli	2320.67	2339.43	1000	0.039	0.01	0.0331	422	422	422	78.53	664	664	664	0.25
41	Jul-19	Kadganchi	Dhangapur	5974.53	6018.87	2000	0.089	0.01	0.0758	273	273	273	277.73	884	884	884	0.07
42	Jul-19	Kadganchi	Nimbarga	1960.2	1997.9	1000	0.038	0.01	0.0327	311	311	311	103.64	666	666	666	0.07
43	Jul-19	Kadganchi	F1Mallabod	2290.1	2356.7	2000	0.133	0.02	0.1139	118	118	118	965.14	197	197	197	0.19
44	Jul-19	Azalpur	F7Baluragi	24399.24	24466.55	2000	0.135	0.02	0.1151	140	140	140	162.14	162	162	162	0.13
45	Jul-19	Azalpur	F8 Shirwal	36948.93	37067.29	2000	0.237	0.03	0.204	150	150	150	1349.30	161	161	161	0.22
46	Jul-19	Azalpur	F6 Hallyal	33705.11	33769.6	2000	0.129	0.02	0.1198	120	120	120	918.98	160	160	160	0.15
47	Jul-19	Azalpur	F9 Devangov	33610.52	33680.6	2000	0.140	0.02	0.1317	170	170	170	704.92	210	210	210	0.15
48	Jul-19	Azalpur	F14 Mangalur	2940	2417	2000	0.154	0.02	0.1317	170	170	170	774.53	187	187	187	0.14
49	Jul-19	Azalpur	Trunk Line	0	0	2000	0.010	0.00	0.0000	23	23	23	380.00	20	20	20	0.01



192

S. Shrinivas
Executive Engineer
Regulatory Affairs
Corporate Office,
RESCOM KALABURAGI

Sl.No	Month	Name of Sub Division	Name of segregated agricultural feeders	Initial energy meter reading in the feeder	Final energy meter reading in the feeder	Meter constant	Monthly consumption recorded in all the agricultural feeders (in MU)	Distribution loss (11kV line, DTCs & LT line) Plus sales to other consumers if any, in MU (losses in all the agri. feeders only to be considered)	Net consumption duly deducting the Distribution loss (11kV & LT) & any other loads if any	No. of IP sets (total-dried up) connected to the agricultural feeders			Average consumption of IP sets/month (in units)	Total no of IP sets (total-dried up) in the sub division (as per DCB)			Total sales (in MU)
										Beginning of the month	End of the month	Mid-month		Beginning of the month	End of the month	Mid month	
1	2	3	3c	3a	3b	3c	4=(3b-3a)*3c	5	6=(4-5)	7a	7b	7c= (7a+7b)/2	8=6/7c	9a	9b	9c= (9a+9b)/2	10=8*9c
103	Jul-19	Sedam	Makkepalli	1796.2	1805.2	2000	0.00	0.00	0.016	211	211	211					
		Sedam Sub divisin				11	0.75	0.10	0.65	1629.00	1629.00	1629					
104	Jul-19	Chincholi	Chimanchod	12123.3	12267.2	2000	0.29	0.04	0.250	133	133	133					
105	Jul-19	Chincholi	Hasaragundi	MNR	MNR	1000	0.08	0.01	0.070	110	110	110					
106	Jul-19	Chincholi	Basantpur	1150.3	1250.99	1000	0.10	0.01	0.088	96	96	96					
107	Jul-19	Chincholi	Hodebeemalli	720.2	763.5	2000	0.09	0.01	0.075	92	92	92					
108	Jul-19	Chincholi	Raikel	MNR	MNR	2000	0.13	0.02	0.113	158	158	158		5778	5778	5778	7.16
109	Jul-19	Chincholi	Chandankera	MNR	MNR	2000	0.36	0.05	0.313	188	188	188					
110	Jul-19	Chincholi	Kachked	MNR	MNR	2000	0.18	0.02	0.157	20	20	20					
111	Jul-19	Chincholi	Bavangudi	582.2	649.3	2000	0.13	0.02	0.117	157	157	157					
		Chincholi Sub divisin				7	1.36	0.18	1.18	954.00	954.00	954		9733	9733	9733	6.92
		Sedam Sub divisin Total				18	2.11	0.27	1.84	2583.00	2583.00	2583					
112	Jul-19	Aurad	Sundal	MNR	MNR	2000	0.3400	0.05	0.2907	526	526	526					
113	Jul-19	Aurad	Chimaki	MNR	MNR	2000	0.4600	0.07	0.3933	578	578	578					
114	Jul-19	Aurad	Thana Kuteenoor	3959.80	3959.81	20000	0.0002	0.00	0.0002	556	556	556					
115	Jul-19	Aurad	Ballur	11471.47	11473.59	20000	0.0424	0.01	0.0363	404	404	404					
116	Jul-19	Aurad	Horandi IP	MNR	MNR	2000	0.4400	0.06	0.3762	385	385	385					
117	Jul-19	Aurad	Sonal IP	MNR	MNR	2000	0.3400	0.05	0.2907	603	603	603		7872	7872	7872	4
118	Jul-19	Aurad	Hokrana	9360.8	9361.9	2000	0.0022	0.00	0.0019	358	358	358					
119	Jul-19	Aurad	B.Kunta	MNR	MNR	2000	0.1600	0.02	0.1368	482	482	482					
120	Jul-19	Aurad	Sawargaon	485736	485736	2000	0.1200	0.02	0.1026	469	469	469					
121	Jul-19	Aurad	Hubyel	2671.50	2691.70	2000	0.0404	0.01	0.0345	284	284	284					
122	Jul-19	Aurad	Wagingra	3225.00	3240.60	2000	0.0312	0.00	0.0267	305	305	305					
123	Jul-19	Aurad	13119.50	13167.80	2000	0.0966	0.01	0.0826	478	478	478						
124	Jul-19	Aurad	48498.6	48680.9	1000	0.1823	0.03	0.1559	715	715	715						
125	Jul-19	Bidar	Amlapur	8997.1	9057.7	4000	0.2474	0.04	0.2073	789	789	789					
126	Jul-19	Bidar	IP Astoor	24353.4	24406.1	2000	0.1054	0.02	0.0901	703	703	703					
127	Jul-19	Bidar	Chimkhod	MNR	MNR	3000	0.6800	0.10	0.5814	732	732	732					
128	Jul-19	Bidar	Gadgi	MNR	MNR	2000	0.7800	0.11	0.6669	729	729	729					
129	Jul-19	Bidar	Dharamapur	3598.5	3749	2000	0.3010	0.04	0.2574	706	706	706					
130	Jul-19	Bidar	Budhera	3874.2	3034.7	2000	0.1574	0.02	0.1346	822	822	822					
131	Jul-19	Bidar	Gedampalli	2956	3992.1	2000	0.2358	0.03	0.2016	715	715	715		13486	13486	13486	6
132	Jul-19	Bidar	Baooor	MNR	MNR	20000	0.3400	0.05	0.2907	705	705	705					
133	Jul-19	Bidar	Hokrana	3763.9	3911.2	2000	0.2946	0.04	0.2519	358	358	358					
134	Jul-19	Bidar	Manthalli	3199	3302.4	2000	0.2068	0.01	0.1768	812	812	812					
135	Jul-19	Bidar	Yemalli	13073.7	13105.1	2000	0.0628	0.01	0.0537	810	810	810					
136	Jul-19	Bidar	MARKAL	13038.5	13100	2000	0.1230	0.02	0.1052	785	785	785					
137	Jul-19	Bidar	alyabod	13119.5	13167.8	2000	0.0966	0.01	0.0826	797	797	797					
138	Jul-19	Kamthana	Kanganokot	44334.7	44597.6	1000	0.2629	0.01	0.2248	347	347	347					
139	Jul-19	Kamthana	Bellur	MNR	MNR	1000	0.0992	0.01	0.0848	456	456	456					
140	Jul-19	Kamthana	Yadapur	MNR	MNR	2000	0.4800	0.07	0.4104	536	536	536					
141	Jul-19	Kamthana	Kadwad	MNR	MNR	2000	0.4600	0.07	0.3933	707	707	707					
142	Jul-19	Kamthana	Chatnalli	MNR	MNR	2000	0.4800	0.07	0.4104	613	613	613					
143	Jul-19	Kamthana	Androora	12593	125491	100	0.1898	0.03	0.1623	752	752	752					
144	Jul-19	Kamthana	Athal	4171.19	4182.05	20000	0.2172	0.03	0.1852	592	592	592					
145	Jul-19	Kamthana	Sekenderapur	2232.5	2321.1	2000	0.1772	0.03	0.1545	811	811	811					
146	Jul-19	Kamthana	Naubad	3941.16	3945.61	30000	0.1335	0.02	0.1141	609	609	609					
147	Jul-19	Kamthana	Aurad (S)	MNR	MNR	2000	0.4600	0.07	0.3933	825	825	825					
148	Jul-19	Kamthana	Bagdal, Thanda	MNR	MNR	2000	0.4500	0.07	0.3848	835	835	835					
149	Jul-19	Kamthana	Bagdel, Thanda	MNR	MNR	2000	0.4100	0.06	0.3507	615	615	615					
150	Jul-19	Kamthana	Honnadi	MNR	MNR	2000	0.4800	0.07	0.4104	747	747	747					
151	Jul-19	Kamthana	Kheni Ranol	4261.78	4272.95	30000	0.3551	0.05	0.2854	678	678	678					
152	Jul-19	Kamthana	Sangolgi	528.59	534.4	20000	0.1162	0.02	0.0994	885	885	885					
153	Jul-19	BHALKI	GORCHINCHOLI (IP)	4265.37	4267.19	20000	0.0364	0.01	0.0318	152	152	152					
154	Jul-19	BHALKI	Dadgi (IP)	5918.29	5918.29	20000	0.1226	0.02	0.1068	886	886	886					
155	Jul-19	BHALKI	Harnal (IP)	696.36	701.3	2000	0.0099	0.00	0.0089	136	136	136					
156	Jul-19	BHALKI	Talwad(K) ip	797902	802045	20	0.0829	0.01	0.0705	445	445	445					



194

Shrinivas
Executive Engineer
Regulatory Affairs
Corporate Office,
GESCOM, KALABURAGI


Sl.No	Month	Name of Sub Division	Name of segregated agricultural feeders	Initial energy meter reading in the feeder	Final energy meter reading in the feeder	Meter constant	Monthly consumption recorded in all the agricultural feeders (in MU)	Distribution loss (11KV line, DTCs. & LT line) Plus sales to other consumers if any, in MU (losses in all the agri. feeders only to be considered)	Net consumption duly deducting the Distribution loss (11KV & LT) & any other loads if any	No. of IP sets (total-dried up) connected to the agricultural feeders			Average consumption of IP sets/month (in units)	Total no. of IP sets (total-dried up) in the sub division (as per DCB)			Total sales (in MU)
										Beginning of the month	End of the month	Mid-month		Beginning of the month	End of the month	Mid-month	
1	2	3	3a	3b	3c	4 = (3b-3a) * 3c	5	6=(4-5)	7a	7b	7c=(7a+7b)/2	8=6/7c	9a	9b	9c=(9a+9b)/2	10=8*9c	
262	Jul-19	Yelburga	F6 Banapur	5824.14	5844.25	1000	0.02	0.00	0.018	208	208	208	85	208	208	0.02	
263	Jul-19	Yelburga	F2 Lakannapur	6465.08	6495.90	1000	0.03	0.00	0.027	84	84	84	323	84	84	0.03	
264	Jul-19	Yelburga	F1 Bevoor	MNR	104.41	2000	0.46	0.05	0.402	281	281	281	1432	281	281	0.40	
265	Jul-19	Yelburga	F2 Guttur	MNR	0.00	2000	0.92	0.06	0.859	479	479	479	1792	479	479	0.86	
266	Jul-19	Yelburga	F3 muradi	MNR	1187.20	2000	0.83	0.04	0.891	391	391	391	1512	391	391	0.59	
267	Jul-19	Yelburga	F4 Hunsihal	MNR	2015.60	2000	0.41	0.05	0.360	611	611	611	590	620	611	0.36	
268	Jul-19	Yelburga	F5 Yeddori	27084.20	27280.40	2000	0.35	0.04	0.310	602	602	602	515	602	602	0.31	
269	Jul-19	Yelburga	F6 Lingadalli	14880.90	15013.00	2000	0.26	0.03	0.233	323	323	323	720	323	323	0.23	
270	Jul-19	Yelburga	F2 Hirewadankal	6210.80	6287.20	2000	0.15	0.02	0.134	303	303	303	444	303	303	0.13	
271	Jul-19	Yelburga	F3 Talkei	26314.70	26401.10	2000	0.17	0.02	0.153	420	420	420	364	420	420	0.15	
272	Jul-19	Yelburga	F4-Chikamannapur	32150.4	32307.0	2000	0.31	0.04	0.275	200	200	200	1377	200	200	0.28	
273	Jul-19	Yelburga	F3-Hagedhal	4483.57	4563.54	2000	0.16	0.02	0.143	454	454	454	314	254	254	0.08	
274	Jul-19	Yelburga	F5-Zoolkatli	11467.36	11620.23	2000	0.27	0.04	0.269	72	72	72	72	72	72	0.27	
275	Jul-19	Yelburga	F6-Bandi	6823.21	6860.27	2000	0.21	0.03	0.241	191	191	191	1263	191	191	0.24	
276	Jul-19	Yelburga	F2-Chikabannigol	2840.31	2849.82	2000	0.22	0.03	0.193	474	474	474	407	400	400	0.27	
277	Jul-19	Yelburga	F4-Tummurguddi	763.47	788.48	2000	0.05	0.01	0.044	203	203	203	217	203	203	0.04	
		Total					12.38	1.40	10.98	14342.00	14342.00	766	15110.00	14342.00	14338.50	11.00	
278	Jul-19	RSD, Rcr	F 1 Nelhal	5204.08	5209.3	1000	0.00520	0.00	0.005	129	129	129	36.04	129	129	0.00	
279	Jul-19	RSD, Rcr	F7 Shakavadi	92881.2	92974	500	0.046400	0.003	0.044	264	264	264	165.21	64	264	0.04	
280	Jul-19	RSD, Rcr	J 1-Bolamadodi	16319.88	16405.78	2000	0.171800	0.010	0.161	649	649	649	248.83	200	649	0.16	
281	Jul-19	RSD, Rcr	J 2-Singanodi	29059.25	29067.29	2000	0.016080	0.001	0.015	232	232	232	59.98	252	252	0.02	
282	Jul-19	RSD, Rcr	W4 Wadavatti	33187.89	33324.14	2000	0.272500	0.016	0.256	518	518	518	494.50	518	518	0.26	
283	Jul-19	RSD, Rcr	W5 Chandrabanda	43442.06	43594.97	2000	0.305820	0.287	0.280	257	257	257	1118.56	264	257	0.29	
284	Jul-19	RSD, Rcr	W-8 Bapur		MNR	2000	0.960000	0.058	0.902	515	515	515	1752.23	129	515	0.90	
285	Jul-19	RSD, Rcr	W12 Singanodi Thanda	4917.8	5038.2	1000	0.120400	0.007	0.113	518	518	518	218.49	290	518	0.11	
286	Jul-19	RSD, Rcr	W6 Singanodi	42690.35	42891.74	2000	0.402780	0.024	0.379	893	893	893	423.98	427	893	0.38	
287	Jul-19	RSD, Rcr	S-3 Arshinigi	30547.8	30627.9	1000	0.080100	0.005	0.075	426	426	426	176.75	427	426	0.08	
288	Jul-19	RSD, Rcr	S-5 Kerekal	29265.6	29347.7	1000	0.082100	0.005	0.077	426	426	426	181.16	426	426	0.08	
289	Jul-19	RSD, Rcr	S-10 Korthakunda	48502.4	48626.8	1000	0.124400	0.007	0.117	523	523	523	223.59	523	523	0.12	
290	Jul-19	RSD, Rcr	S-11 Mamdidoddi	35669.8	35866.4	1000	0.196600	0.083	0.185	219	219	219	843.85	235	219	0.18	
291	Jul-19	RSD, Rcr	F 2-Burdipad	1999.36	2002.34	30000	0.089400	0.005	0.084	220	220	220	381.98	644	220	0.08	
292	Jul-19	RSD, Rcr	Athkur(Arishikera)	1789.32	1806.75	30000	0.522900	0.031	0.492	278	278	278	1768.08	278	278	0.49	
293	Jul-19	RSD, Rcr	F-6 Sarlapur	7481.94	7481.94	2000	0.637481	0.038	0.599	362	362	362	1655.34	362	362	0.60	
294	Jul-19	RSD, Rcr	Y-4 Lift irrigation	401.2	410.4	2000	0.018400	0.001	0.017	523	523	523	35.07	523	523	0.02	
295	Jul-19	RSD, Rcr	Y-6-Uganahalli	1614.1	1768.9	2000	0.309600	0.019	0.291	352	352	352	826.77	362	352	0.29	
296	Jul-19	RSD, Rcr	Y-10-Nagarsi Camp	1224.8	1251.4	2000	0.053200	0.003	0.050	398	398	398	125.65	486	398	0.05	
297	Jul-19	RSD, Rcr	Y-11-D.Rampura	1804.6	1942.2	2000	0.275200	0.017	0.259	480	480	480	588.93	362	480	0.26	
298	Jul-19	RSD, Rcr	Y-12-Arishigera	1049.3	1147.5	2000	0.196400	0.083	0.183	216	216	216	854.70	473	216	0.18	
299	Jul-19	RSD, Rcr	F-1 Guniyahalli IP	2982.3	3111.3	2000	0.258000	0.015	0.245	365	365	365	664.44	365	365	0.24	
300	Jul-19	RSD, Rcr	F-2 Puchaladinni	1826.6	1939.2	2000	0.225200	0.014	0.212	186	186	186	1138.11	426	186	0.21	
301	Jul-19	RSD, Rcr	F-11 L.K. Doddi	1263.2	1316.4	2000	0.106400	0.006	0.100	200	200	200	500.08	365	200	0.10	
302	Jul-19	RSD, Rcr	F-12 Jambaladinni	3468.6	3590.5	2000	0.243800	0.015	0.229	327	327	327	700.83	327	327	0.23	
303	Jul-19	RSD, Rcr	M 9-Hirapur	4575.2	4607	2000	0.063600	0.004	0.060	327	327	327	182.83	427	327	0.06	
304	Jul-19	RSD, Rcr	M-3-Garadinni		MNR	1000	0.125362	0.008	0.118	427	427	427	275.97	427	427	0.12	
305	Jul-19	RSD, Rcr	M 5-Purtpali	3550.8	3565.5	1000	0.014700	0.001	0.014	359	359	359	38.49	402	359	0.01	
306	Jul-19	RSD, Rcr	F-2 Thungebhadra	4859.74	4870.66	2000	0.021840	0.001	0.021	249	249	249	82.45	359	249	0.02	
307	Jul-19	RSD, Rcr	F-6 Panchanuki	25500.39	25548.97	2000	0.097160	0.006	0.091	211	211	211	432.85	211	211	0.09	
308	Jul-19	RSD, Rcr	F-3 Bichali	1299.05	1337.93	2000	0.077760	0.005	0.073	285	285	285	256.47	285	285	0.07	
309	Jul-19	RSD, Rcr	F-4 Kere Budoor	4156.99	4169.98	2000	0.025980	0.002	0.024	278	278	278	87.85	278	278	0.02	
310	Jul-19	RSD, Rcr	F6 Maliyabod	11607.14	11645.57	2000	0.076860	0.005	0.074	398	398	398	181.53	235	398	0.07	
311	Jul-19	RSD, Rcr	F2 Malkapur	17452.72	17657.24	2000	0.409240	0.025	0.392	416	416	416	2003.57	453	416	0.38	
312	Jul-19	RSD, Rcr	F4 Massatodi	20967.61	21134.79	2000	0.334360	0.020	0.320	539	539	539	1455.09	216	539	0.31	
313	Jul-19	RSD, Rcr	F1-Arsigera tandra	11945.17	12173.23	2000	0.456120	0.027	0.440	539	539	539	795.46	539	539	0.43	
314	Jul-19	RSD, Rcr	F-2 Chandrabanda	3303.33	3368.91	2000	0.131160	0.008	0.129	206	206	206	598.50	55	206	0.12	
315	Jul-19	RSD, Rcr	F-4 Maremma Camp	5074.2	5132.18	2000	0.115960	0.007	0.110	264	264	264	412.89	478	264	0.11	



197

Signature
 Executive Engineer
 Regulatory Affairs
 Corporate Office,
 KALABURAGI

Sl.No	Month	Name of Sub Division	Name of segregated agricultural feeders	Initial energy meter reading in the feeder	Final energy meter reading in the feeder	Meter constant	Monthly consumption recorded in all the agricultural feeders (in MU)	Distribution loss(11KV line, DTCs, & LT line) Plus sales to other consumers if any, in MU (losses in all the agri. feeders only to be considered)	Net consumption duly deducting the Distribution loss (11KV & LT) & any other loads if any	No. of IP sets (total-dried up) connected to the agricultural feeders			Average consumption of IP sets/month (in units)	Total no of IP sets (total-dried up) in the sub division (as per DCE)			Total sales (in MU)
										Beginning of the month	7a serviced at the End of the month	7b Mid-month		7c=(7a+7b)/2	Beginning of the month	9a serviced at the End of the month	
316	Jul-19	RSD, Rcr	F-6 Nagandoddi	9605.78	9756.99	2000	0.3024*20	0.018	0.284	255	255	255	1114.80	255	255	255	0.28
317	Jul-19	RSD, Rcr	C13 Rural	20979.2	21071.2	2000	0.184000	0.011	0.173	993	993	993	174.18	353	353	993	0.17
318	Jul-19	RSD, Rcr	F5 Sultanpur	528.75	526.41	2000	0.01320	0.000	0.001	215	215	215	5.77	250	250	215	0.00
319	Jul-19	RSD, Rcr	F3 Miriapur	1819.2	1838	2000	0.037600	0.002	0.035	649	649	649	54.46	993	993	649	0.04
320	Jul-19	RSD, Rcr	F2 Talarnati IP	969	981.6	2000	0.025200	0.002	0.024	836	836	836	28.33	650	650	836	0.02
321	Jul-19	Manvi	Ner Manvi F-2	5490.89	5498.60	20000	0.154200	0.009	0.145	1043	1043	1043	138.97	649	649	1043	0.14
322	Jul-19	Manvi	Janekka IP-4	22422.43	22422.43	2000	0.000000	0.000	0.000	655	655	655	0.00	836	836	655	0.00
323	Jul-19	Manvi	Mustur F-5	22422.43	22429.19	2000	0.013520	0.001	0.013	253	253	253	50.23	643	643	253	0.01
324	Jul-19	Manvi	Saangapur F-6	18621.95	18663.21	2000	0.082520	0.005	0.078	261	261	261	297.20	158	158	261	0.08
325	Jul-19	Manvi	Chimlapur F-7	29644.75	29668.26	2000	0.047020	0.003	0.044	533	533	533	82.92	32	32	533	0.04
326	Jul-19	Manvi	Rajoli M-11	2736.20	2743.90	2000	0.015400	0.001	0.014	398	398	398	36.37	98	98	398	0.01
327	Jul-19	Manvi	Aroli M-2	861.90	861.90	1000	0.000000	0.000	0.000	695	695	695	0.00	289	289	695	0.00
328	Jul-19	Manvi	Muddangudda	12801.60	12803.20	2000	0.003200	0.000	0.003	315	315	315	9.55	398	398	315	0.00
329	Jul-19	Manvi	Jeenur IP	25375.60	25381.00	2000	0.410800	0.025	0.386	342	342	342	1129.10	533	533	342	0.39
330	Jul-19	Manvi	Madlapur F-3	28229.30	28244.30	2000	0.030000	0.002	0.028	195	195	195	144.62	315	315	195	0.03
331	Jul-19	Manvi	Katharki	22317.80	22339.00	1000	0.021200	0.001	0.020	418	418	418	47.67	253	253	418	0.02
332	Jul-19	Manvi	Daddal	26016.10	26064.20	1000	0.048100	0.003	0.045	398	398	398	113.60	195	195	398	0.05
333	Jul-19	Manvi	Cheekalparvi	19868.20	19875.30	2000	0.014200	0.001	0.013	195	195	195	68.45	195	195	195	0.01
334	Jul-19	Manvi	Bagalawada	13008.70	13020.10	2000	0.022800	0.001	0.021	289	289	289	74.16	132	132	289	0.02
335	Jul-19	Manvi	Kargal	12812.00	12819.80	2000	0.015600	0.001	0.015	261	261	261	56.18	132	132	261	0.01
336	Jul-19	Manvi	Saicamp	4716.80	4721.50	2000	0.009400	0.001	0.009	418	418	418	21.14	132	132	418	0.01
337	Jul-19	Manvi	Rajalabanda	1427.20	1434.80	2000	0.015200	0.001	0.014	543	543	543	26.31	158	158	543	0.01
338	Jul-19	Manvi	Walkaminni	1012.80	1020.60	2000	0.015600	0.001	0.015	995	995	995	14.74	418	418	995	0.01
339	Jul-19	Manvi	Gorkal	540.20	555.40	2000	0.030400	0.002	0.029	314	314	314	91.01	314	314	314	0.03
340	Jul-19	Sirwar	Hussainpur IP	24410.1	24559	2000	0.297800	0.018	0.280	358	358	358	781.93	995	995	358	0.28
341	Jul-19	Sirwar	Athnoor IP	24899.8	25046.5	1000	0.146700	0.009	0.138	1094	1094	1094	126.05	314	314	1094	0.14
342	Jul-19	Sirwar	Navaikal IP	17543.5	17547.5	250	0.009375	0.001	0.009	662	662	662	13.31	358	358	662	0.01
343	Jul-19	Sirwar	Narbanda IP	16191.8	16235.5	2000	0.087400	0.005	0.082	358	358	358	228.49	421	421	358	0.08
344	Jul-19	Sirwar	Hanagi IP	MNR	MNR	2000	0.870000	0.052	0.818	621	621	621	1316.91	662	662	621	0.82
345	Jul-19	Sirwar	Kurkundia IP	91	91	1000	0.000000	0.000	0.000	867	867	867	0.00	314	314	867	0.00
346	Jul-19	Sirwar	Mallat IP	185.6	244.7	500	0.029550	0.002	0.028	597	597	597	46.53	312	312	597	0.03
347	Jul-19	Sirwar	Machanur IP	74213.4	74261.2	666.7	0.031868	0.002	0.030	1094	1094	1094	27.38	314	314	1094	0.03
348	Jul-19	Sirwar	Kalhur IP	MNR	MNR	1000	0.750000	0.045	0.705	867	867	867	813.15	597	597	867	0.71
349	Jul-19	Deodurga	Chandankeri IP	5306.80	5345.90	1000	0.039100	0.002	0.037	784	784	784	46.88	784	784	784	0.04
350	Jul-19	Deodurga	Gopalapur IP	30104.50	30179.00	1000	0.074500	0.004	0.070	692	692	692	101.20	867	867	692	0.07
351	Jul-19	Deodurga	Akalkurmi	MNR	MNR	20000	0.055450	0.003	0.052	694	694	694	75.11	694	694	694	0.05
352	Jul-19	Deodurga	Galag IP	20645.50	20729.10	2000	0.167200	0.010	0.157	321	321	321	489.62	321	321	321	0.16
353	Jul-19	Deodurga	H. Siddapur IP	4665.30	4698.50	2000	0.066400	0.004	0.062	314	314	314	198.78	694	694	314	0.06
354	Jul-19	Deodurga	Chinchodi IP	1703.10	1708.89	20000	0.075800	0.005	0.071	357	357	357	199.59	357	357	357	0.07
355	Jul-19	Deodurga	Mundaragi IP	MNR	MNR	20000	0.710000	0.043	0.667	374	374	374	1784.49	374	374	374	0.67
356	Jul-19	Deodurga	Kothadoddi IP	MNR	MNR	2000	0.750000	0.045	0.705	265	265	265	2660.38	357	357	265	0.71
357	Jul-19	Deodurga	K. Irabagera IP	7150.20	7160.33	20000	0.202600	0.012	0.190	245	245	245	777.32	364	364	245	0.19
358	Jul-19	Deodurga	Sunnadkal IP	2081.30	2097.70	2000	0.032800	0.002	0.031	245	245	245	125.84	252	252	245	0.03
359	Jul-19	Deodurga	Sunkeshwarhal IP	25505.60	25565.50	1000	0.059900	0.004	0.056	357	357	357	157.72	252	252	357	0.06
360	Jul-19	Deodurga	Madarkal IP	9446.35	9479.73	1000	0.033380	0.002	0.031	376	376	376	83.45	376	376	376	0.03
361	Jul-19	Deodurga	Mallapur IP (Alkodi)	MNR	MNR	2000	0.540000	0.032	0.508	196	196	196	2583.80	239	239	196	0.51
362	Jul-19	Deodurga	Yatgal IP	3705.90	3741.10	2000	0.070400	0.006	0.066	296	296	296	223.57	354	354	296	0.07
363	Jul-19	Deodurga	Hirebudoor IP	710.80	718.60	2000	0.015600	0.001	0.015	239	239	239	61.36	239	239	239	0.01
364	Jul-19	Deodurga	Kvadgera IP Set	MNR	MNR	1000	0.155610	0.009	0.146	367	367	367	617.49	237	237	367	0.15
365	Jul-19	Deodurga	Mallapur IP Set	MNR	MNR	20000	0.140210	0.008	0.132	694	694	694	189.91	242	242	694	0.13
366	Jul-19	Deodurga	Shivanagi IP Set	3296.27	3296.91	20000	0.132800	0.008	0.125	276	276	276	492.29	694	694	276	0.12
367	Jul-19	Deodurga	Manasagal IP	MNR	MNR	2000	0.860000	0.052	0.808	354	354	354	1076.65	227	227	354	0.81
368	Jul-19	Deodurga	Arishimigi IP	MNR	MNR	2000	0.260000	0.016	0.244	227	227	227	1076.65	227	227	227	0.24
369	Jul-19	Deodurga	Benehal IP	4654.00	4654.00	2000	0.025800	0.002	0.024	357	357	357	68.07	362	362	357	0.02
370	Jul-19	Deodurga	Kurki halli IP	9322.10	9354.30	2000	0.064400	0.004	0.061	354	354	354	194.07	354	354	354	0.06
371	Jul-19	Deodurga	Kamaldinni IP	271.16	276.09	20000	0.098600	0.006	0.093	196	196	196	42.88	362	362	196	0.09




198

Executive Engineer
Regulatory Affairs
Corporate Office,
KALABURAGI

Sl.No	Month	Name of Sub Division	Name of segregated agricultural feeders	Initial energy meter reading in the feeder	Final energy meter reading in the feeder	Meter constant	Monthly consumption recorded in all the agricultural feeders (in MU)	Distribution loss(1KV line, DTCS & LT line) Plus sales to other consumers if any, in MU (losses in all the agri. feeders only to be considered)	Net consumption daily deducting the Distribution loss (1KV & LT) & any other loads if any	No. of IP sets (total-dried up) connected to the agricultural feeders			Average consumption of IP sets/month (in units)	Total no of IP sets (total-dried up) in the sub division (as per DCB)			Total sales (in MU)
										7a	7b	7c = (7a+7b)/2		9a	9b	9c = (9a+9b)/2	
372	Jul-19	Doodurga	Devaragudda JP	3231.80	3285.50	2000	0.107400	0.006	0.101	374	374	374	269.94	374	374	374	0.10
373	Jul-19	Deodurga	Kaibandi IP	2783.10	2835.90	2000	0.103600	0.006	0.099	214	214	214	463.85	242	242	214	0.10
374	Jul-19	Deodurga	Ganaiati IP		MNR	2000	0.350000	0.021	0.329	256	256	256	1285.16	256	256	256	0.33
			Raichur Total			97	16.59	1.00	15.59	40733.0	40733.0	40733.0	36120	36120	36120	13.83	
375	Jul-19	Gangavathi	F-7 KESARATI	47308.51	47412.77	2000	0.21	0.013	0.196	728	728	728	866.36	728	728	728	0.20
376	Jul-19	Gangavathi	F-9 SIDDIKERI	mir faulty	61572.55	2000	0.19	0.011	0.178	434	434	434	478.77	709	709	371	0.18
377	Jul-19	Gangavathi	F-12 HANAVAL	61478.07	4479	2000	0.16	0.009	0.147	738	738	328	447.07	498	498	328	0.15
378	Jul-19	Gangavathi	F-13 DANAPUR	4479	mir faulty	20000	0.20	0.012	0.188	656	656	98	1918.37	797	797	98	0.19
379	Jul-19	Gangavathi	F-14 MUSTUR	mir faulty	mir faulty	20000	0.85	0.051	0.799	194	194	334	2392.22	194	194	334	0.80
380	Jul-19	Gangavathi	F-15 HOSALI	mir faulty	CT Burnt	2000	0.50	0.030	0.470	666	666	162	2910.22	666	666	162	0.47
381	Jul-19	Gangavathi	F-1 RAMPURNEW	CT Burnt	CT Burnt	2000	0.30	0.286	0.286	474	474	218	1313.84	474	474	218	0.29
382	Jul-19	Gangavathi	F-4 HULIHADAR	33524.5	33676.5	2000	0.30	0.017	0.263	435	435	308	854.55	435	435	308	0.26
383	Jul-19	Gangavathi	F-7 SULEKAL	14.43	20.27	20000	0.12	0.007	0.110	612	612	275	399.97	120	120	275	0.11
384	Jul-19	Gangavathi	F-8 MUSALAPUR	37443.6	37488.2	2000	0.09	0.005	0.084	546	546	252	332.73	723	723	252	0.08
385	Jul-19	Gangavathi	F-1 AGOLI	34544.3	34544.4	2000	0.42	0.025	0.391	276	276	97	1325.69	891	891	254	0.39
386	Jul-19	Gangavathi	F-2 HEMAGUIDDA	38434.2	38410.6	2000	0.14	0.008	0.129	367	367	99	1540.27	891	891	254	0.39
387	Jul-19	Gangavathi	F-4 ARHAL	5063.3	5102	4000	0.15	0.009	0.146	348	348	112	1299.21	820	820	112	0.15
388	Jul-19	Gangavathi	F-7 Hampasburga	17023.8	17215.4	2000	0.38	0.030	0.360	224	224	99	3666.93	760	760	99	0.36
389	Jul-19	Gangavathi	F-9 Carnel	NO METER	NO METER	0	0.10	0.006	0.094	273	273	273	954.31	273	273	99	0.09
390	Jul-19	Gangavathi	F-1 Som Sagar	10692.97	10825.37	2000	0.26	0.016	0.249	160	160	149	1676.18	641	641	149	0.25
391	Jul-19	Gangavathi	F-2 Chikmadhal	11380.77	11459.38	2000	0.16	0.009	0.148	308	308	80	1852.03	751	751	80	0.15
392	Jul-19	Gangavathi	F-4 Hudcjal-F4	124.8	249.7	2000	0.25	0.015	0.235	0	0	85	2778.84	75	75	85	0.23
393	Jul-19	Gangavathi	F-5 Muslapur-I	17662.66	17845.67	2000	0.37	0.022	0.344	297	297	150	2293.73	605	605	150	0.34
394	Jul-19	Gangavathi	F-1 Aneundi	6364.1	6475.7	2000	0.22	0.013	0.210	300	300	132	1589.45	662	662	132	0.21
395	Jul-19	Gangavathi	F-5 Mallapur	820.9	1075.6	666.667	0.17	0.010	0.160	262	262	104	1534.73	262	262	104	0.16
396	Jul-19	Gangavathi	F-2 KOTIAHCAMP	11559.8	11693.6	2000	0.27	0.016	0.252	208	208	301	793.13	208	208	301	0.25
397	Jul-19	Karategi	F-5 Mylapur	51385.8	51645	2000	0.12	0.007	0.111	202	202	104	1101.94	202	202	102	0.11
398	Jul-19	Karategi	F-1 Challur	4575.77	4588.59	20000	0.26	0.015	0.241	413	413	207	1167.15	413	413	208	0.24
399	Jul-19	Karategi	F-4 BUDUGUMPA	67262	67299.9	2000	0.08	0.005	0.071	152	152	76	937.63	825	825	78	0.07
400	Jul-19	Karategi	F-10 CHANNALI	29340.5	29376.32	2000	0.07	0.006	0.067	325	325	70	968.94	325	325	72	0.07
401	Jul-19	Karategi	F-8 Sanknal	71084.18	71086.38	2000	0.70	0.042	0.658	368	368	368	1788.04	531	531	165	0.30
402	Jul-19	Karategi	F-11 SHALGANUR	4210.1	4334.3	2000	0.25	0.015	0.233	683	683	663	341.87	703	703	34	0.30
403	Jul-19	Karategi	F-1 ADHAPURA	4889.3	5058.8	2000	0.34	0.020	0.319	364	364	453	704.22	481	481	456	0.32
404	Jul-19	Karategi	F-11 WADAKI	198.1	241.4	2000	0.09	0.005	0.081	129	129	132	616.70	129	129	136	0.08
405	Jul-19	Karategi	F-9 Navali Somanal	2219.3	2309.9	2000	0.18	0.011	0.170	201	201	66	2580.73	201	201	69	0.18
406	Jul-19	Karategi	F-2 KALGUDI	2054.6	2150.2	2000	0.19	0.011	0.180	160	160	102	1770.72	160	160	106	0.19
407	Jul-19	Karategi	F-6 Somanal	1276.6	1336.7	2000	0.12	0.007	0.113	201	201	43	2658.54	201	201	48	0.13
408	Jul-19	Karategi	F-3 BARGUR	197648.9	199242.6	MNR	0.26	0.044	0.244	205	205	205	1192.20	250	250	36	0.04
409	Jul-19	Karategi	F-4 KUNTOI	44925.47	44979.02	4000	0.21	0.013	0.201	520	520	151	1993.54	524	524	108	0.21
410	Jul-19	Karategi	F-5 SRI RAM NAGAR	35173.4	35251.2	2000	0.16	0.009	0.146	676	676	158	925.72	691	691	165	0.15
411	Jul-19	Karategi	F-1 HT LIS	3952044	3953166	20	0.02	0.001	0.021	78	78	50	421.87	78	78	58	0.02
412	Jul-19	Karategi	F-3 BENNUR	1032.6	1103.5	2000	0.14	0.009	0.133	316	316	961	969.74	316	316	369	0.14
413	Jul-19	Karategi	F-5 KOKKARAGOLA (IP SET)	2320.7	2517.6	2000	0.39	0.024	0.370	20	20	338	1085.18	0	25	347	0.38
414	Jul-19	Karategi	F-6 SALIGNUR	1216.9	1270.6	2000	0.11	0.006	0.061	88	88	88	1147.23	88	88	12	0.01
415	Jul-19	Karategi	F-2 Varadona IP	14.9	14.9	2000	0.03	0.002	0.025	150	150	159	158.94	150	150	168	0.03
416	Jul-19	Karategi	F-5 Budagumpa	1100.8	1165.7	2000	0.10	0.008	0.122	44	44	44	273.00	451	451	54	0.15
417	Jul-19	Karategi	F-6 Ellanur IP	995.1	1047.3	2000	0.10	0.006	0.098	891	891	80	1608.71	562	562	81	0.12
418	Jul-19	Karategi	F-4 Kordakera	30499.9	30740.5	2000	0.48	0.029	0.463	281	281	328	1422.73	650	650	325	0.46
419	Jul-19	Kustagi	F3-Hirehannigola (Gjrd)	1136.7	1628.6	1000	0.49	0.030	0.463	650	650	328	1422.73	650	650	325	0.46
420	Jul-19	Kustagi	F2-Mudenoor	10992.34	10991.69	2000	0.12	0.007	0.112	287	287	147	791.33	282	282	141	0.11
421	Jul-19	Kustagi	F1-Bijalkal	658.6	782.1	2000	0.25	0.015	0.231	287	287	147	791.33	282	282	141	0.11
422	Jul-19	Kustagi	F2-Mudenoor	17458.17	17458.17	2000	0.24	0.014	0.228	287	287	147	1703.38	261	261	131	0.22
423	Jul-19	Kustagi	F3-Kyidruppa	3696.8	3752.91	2000	0.11	0.007	0.100	220	220	220	1887.02	220	220	57	0.11
424	Jul-19	Kustagi	F4-Kadeleppa	3954.4	3954.4	1000	0.01	0.000	0.000	131	131	131	60.10	131	131	122	0.01
425	Jul-19	Kustagi	F3-Katapurali	2914.4	2917.5	2000	0.01	0.000	0.000	134	134	67	86.99	134	134	67	0.01
426	Jul-19	Kustagi	F2-Purtigeri	2914.4	2917.5	2000	0.01	0.000	0.000	134	134	67	86.99	134	134	67	0.01

NO. 16 AY
SANJEEV KUMAR
 Dist. KA. KALABURGI
 REG. NO. 12466
 Dt. 10-1-2019
GOVT. OF KARNATAKA


Sl.No	Month	Name of Sub Division	Name of segregated agricultural feeders	Initial energy meter reading in the feeder	Final energy meter reading in the feeder	Meter constant	Monthly consumption recorded in all the agricultural feeders (in MU)	Distribution loss (11KV line, DTCs & LT line) Plus sales to other consumers if any, in MU (losses in all the agri. feeders only to be considered)	Net consumption duly deducting the Distribution loss (11KV & LT) & any other loads if any	No. of IP sets (total-dried up) connected to the agricultural feeders			Average consumption of IP sets/month (in units)	Total no of IP sets (total-dried up) in the sub division (as per DCB)			Total sales (in MU)
										Beginning of the month	End of the month	Mid-month		Beginning of the month	End of the month	Mid month	
1	2	3	3	3a	3b	3c	4 = (3b-3a) * 3c	5	6=(4-5)	7a	7b	7c= (7a+7b)/2	8=6/7c	9a	9b	9c= (9a+9b)/2	10=8*9c
427	Jul-19	Kustagi	F5- Hulgeri IP	1198.7	1208.8	2000	0.02	0.01	0.019	108	108	111	351.63	111	111	54	0.02
428	Jul-19	Kustagi	Jumlapur - F2	102.55	166.35	2000	0.13	0.008	0.120	244	244	122	983.15	306	306	122	0.12
429	Jul-19	Kustagi	Navalahalli	169.13	344.78	1000	0.18	0.011	0.165	322	322	161	1025.53	350	350	161	0.17
430	Jul-19	Kustagi	Guddadaivalapur	6434.4	6498.3	2000	0.13	0.008	0.120	328	328	164	732.51	331	331	164	0.12
431	Jul-19	Kustagi	Malgitti - F4	5198.7	5198.7	2000	0.10	0.006	0.091	461	461	231	393.84	470	470	231	0.09
432	Jul-19	Kustagi	Mitalkod F2	6332.7	6431.2	2000	0.16	0.009	0.148	483	483	242	611.10	489	489	242	0.15
433	Jul-19	Kustagi	Nilogal F2	4578.6	4645.8	2000	0.13	0.008	0.126	470	470	235	249.68	704	704	235	0.06
434	Jul-19	Kustagi	Bommanal	3341	3389.7	2000	0.10	0.006	0.092	240	240	120	457.78	311	311	120	0.05
435	Jul-19	Kustagi	F9-Yeregera 110 muss LP.	15206.4	15291.4	2000	0.17	0.010	0.160	315	315	158	1014.60	311	311	158	0.15
436	Jul-19	Kustagi	F8- Manutagi 110kVuss	4929.4	4954.3	2000	0.05	0.003	0.047	183	183	92	511.61	185	185	92	0.05
437	Jul-19	Kustagi	Benakanal IP	14455.9	14540.7	2000	0.17	0.010	0.139	556	556	278	1146.94	561	561	278	0.32
438	Jul-19	Kustagi	F1- Hosali	MNR	MNR	2000	0.20	0.188	0.188	339	339	169	954.57	412	412	170	0.09
439	Jul-19	Kustagi	F2- Mudutagi	6731.7	6773.8	2000	0.08	0.005	0.079	210	210	105	753.79	211	211	105	0.08
440	Jul-19	Kustagi	F7- Manmeral	9558.9	9609	2000	0.10	0.006	0.094	254	254	127	741.64	254	254	127	0.09
441	Jul-19	Kustagi	yalabunachi	15387.5	15544.8	2000	0.31	0.296	0.296	405	405	203	2127.51	450	450	203	0.30
442	Jul-19	Kustagi	Gadachinthi F3 IP	11928	11973.3	2000	0.08	0.005	0.085	296	296	148	575.43	298	298	148	0.09
443	Jul-19	Kustagi	Kumbavathi F5 IP	17306.6	17393.8	2000	0.17	0.010	0.164	331	331	166	990.55	428	428	166	0.16
444	Jul-19	Kustagi	Badimnal (15/12/14) charge	6528.5	6598.1	2000	0.14	0.008	0.131	331	331	166	790.62	331	331	166	0.13
445	Jul-19	Kustagi	Adavibhavi	1635.6	1648.6	2000	0.03	0.002	0.024	164	164	82	298.05	296	296	82	0.02
446	Jul-19	Kustagi	Kalabandi	4591.5	4597.7	2000	0.01	0.001	0.012	458	458	229	50.90	458	458	229	0.01
447	Jul-19	Kustagi	F4-Tallugera(Kalabandi)	7777.9	7811.9	2000	0.07	0.004	0.064	311	311	156	411.06	311	311	156	0.06
448	Jul-19	RSD, Hosapete	F-3 Bukkasagara	4148.4	4314.9	2000	0.33	0.047	0.286	367	367	184	527.23	301.33	301.33	151	15.89
449	Jul-19	RSD, Hosapete	F-7 P.K.Halli	4565.6	4626.2	2000	0.12	0.014	0.104	247	247	124	156.84	247	247	124	0.10
450	Jul-19	RSD, Hosapete	F3-V.KERE	22067.3	22175.83	2000	0.27	0.039	0.233	323	323	162	100.00	323	323	162	0.23
451	Jul-19	RSD, Hosapete	F5 Nandi Bandi	11754.02	11875.93	2000	0.24	0.035	0.209	176	176	88	176.00	173	173	88	0.21
452	Jul-19	RSD, Hosapete	F6- CHATTI	17638.02	17723.67	2000	0.17	0.024	0.147	381	381	191	381.00	381	381	191	0.15
453	Jul-19	RSD, Hosapete	F8- NAGALAPURA	17664.35	17742.2	2000	0.16	0.022	0.133	384	384	192	384.00	384	384	192	0.13
454	Jul-19	RSD, Hosapete	F1 DEVASAMUDRA	26511.42	26345.04	3000	0.10	0.004	0.087	461	461	231	461.00	461	461	231	0.05
455	Jul-19	RSD, Hosapete	F5 JANDOR	9643.4	9652.9	3000	0.03	0.004	0.025	323	323	162	323.00	323	323	162	0.02
456	Jul-19	RSD, Hosapete	F8 KT Pura	17890.1	17921.9	2000	0.06	0.008	0.055	409	409	205	409.00	409	409	205	0.06
457	Jul-19	RSD, Hosapete	F7 Sanapura	42367.54	42367.13	2000	0.19	0.028	0.165	188	188	94	188.00	188	188	94	0.17
458	Jul-19	RSD, Hosapete	F10 KN Camp	76.7	78.9	2000	0.00	0.001	0.004	211	211	106	211.00	211	211	106	0.00
459	Jul-19	RSD, Hosapete	F2 Sanapur	MNR	MNR	2000	0.00	0.000	0.000	161	161	81	5116.844720	162	162	81	0.828929
460	Jul-19	RSD, Hosapete	F-3-Itigi	21484.00	21605.50	2000	0.90	0.000	0.824	287	287	144	3074.181185	288	288	144	0.865364
461	Jul-19	RSD, Hosapete	F-5 Manur camp	24201.50	24242.40	2000	0.24	0.000	0.213	210	210	105	1015.876190	226	226	105	0.229588
462	Jul-19	RSD, Hosapete	F-8 Mudutapur	MNR	MNR	2000	0.08	0.000	0.071	497	497	249	142.022133	497	497	249	0.070585
463	Jul-19	RSD, Hosapete	Shankara Acharya river	138.79	147.88	3000	0.00	0.000	0.000	465	465	233	1656.135484	465	465	233	0.770103
464	Jul-19	RSD, Hosapete	F5 Ramasagara	4961.90	5118.90	2000	0.27	0.037	0.237	332	332	166	709.542169	332	332	166	0.235968
465	Jul-19	RSD, Hosapete	F4 Balagudihal	6037.40	6073.80	2000	0.07	0.004	0.046	284	284	142	940.926056	285	285	142	0.268164
466	Jul-19	RSD, Hosapete	F2 Jowk	3081.80	3099.10	2000	0.03	0.000	0.022	355	355	178	173.605634	355	355	178	0.078991
467	Jul-19	RSD, Hosapete	F4 Devalapura	277.31	286.03	2000	0.03	0.000	0.022	448	448	224	108.687500	448	448	224	0.029889
468	Jul-19	RSD, Hosapete	F6 Upperahalli	2354.51	2364.68	15000	0.15	0.000	0.149	390	390	195	332.133929	391	391	195	0.182009
469	Jul-19	RSD, Hosapete	F-3 Nagenahalli	6668.01	6673.77	3000	0.00	0.000	0.000	332	332	166	343.897436	332	332	166	0.134464
470	Jul-19	RSD, Hosapete	F7 B GERE	490875.00	492105.00	20	0.17	0.000	0.153	392	392	196	390.368286	408	408	196	0.159270
471	Jul-19	RSD, Hosapete	F-12 Kallihalli	Assessed Consumption	Assessed Consumption	20	0.02	0.000	0.021	250	250	125	85.488000	280	280	125	0.023937
472	Jul-19	RSD, Hosapete	F-8 Kurekappa	4701.73	4718.15	3000	0.00	0.000	0.000	352	352	176	2216.477273	353	353	176	0.782416
473	Jul-19	Hedagali	F-1 Shivapura	4168.25	4179.12	3000	0.03	0.000	0.030	507	507	254	84.866678	507	507	254	0.050294
474	Jul-19	Hedagali	F-3 Kombli	3863.61	3863.61	3000	0.10	0.000	0.032	510	510	255	510.000000	510	510	255	0.033295
475	Jul-19	Hedagali	F-4 N.B.Pura	4450.04	4454.42	3000	0.13	0.000	0.012	510	510	255	510.000000	510	510	255	0.012498
476	Jul-19	Hedagali	F-5 Rajajwala	3610.64	3612.1	3000	0.04	0.000	0.016	466	466	233	33.833005	463	463	233	0.015794
477	Jul-19	Hedagali	F-10 Hakkandi	2536.75	2547.53	3000	0.02	0.000	0.005	389	389	195	22.160536	224	224	112	0.005195
478	Jul-19	Hedagali	F-11 Mudenur	3851.13	3851.13	2000	0.32	0.000	0.041	389	389	195	102.60129	405	405	195	0.039808
479	Jul-19	Hedagali	F-4 Holigundi	24.28	24.28	2000	0.00	0.000	0.000	445	445	223	445.000000	461	461	223	0.040700
480	Jul-19	Hedagali	F3 Dasarahatti Thanda	36.12	36.12	2000	0.23	0.000	0.208	560	560	280	56.000000	560	560	280	0.029808




200

Executive Engineer
Regulatory Affairs
Corporate Office,
GESCOM, KALABURAGI

Sl.No	Month	Name of Sub Division	Name of segregated agricultural feeders	Initial energy meter reading in the feeder	Final energy meter reading in the feeder	Meter constant	Monthly consumption recorded in all the agricultural feeders (in MU)	Distribution loss (1KV line, DTCs & LT line) Plus sales to other consumers if any, in MU (losses in all the agri. feeders only to be considered)	Net consumption duly deducting the Distribution loss (1KV & LT) & any other loads if any	No. of IP sets (total-dried up) connected to the agricultural feeders			Average consumption of IP sets/month (in units)	Total no of IP sets (total-dried up) in the sub division (as per DCB)			Total sales (in MU)
										7a	7b	7c=(7a+7b)/2		9a	9b	9c=(9a+9b)/2	
481	Jul-19	Hadagali	F-2 Magala river bed			20000	0.970000	0.148019	0.822	229	229	245	3589.436681	245	245	229	0.821981
482	Jul-19	Hadagali	F-3 Kothhal	2497368	2512375	20	0.359740	0.323442	0.036	195	195	195	186.142390	195	195	195	0.036298
483	Jul-19	Hadagali	F-4 Beerabbi	2314015	2327095	20	0.261600	0.232693	0.029	307	307	307	94.158958	307	307	307	0.028907
484	Jul-19	Hadagali	F-6 Masalawada	6909.9	6909.9	2000	0.150000	0.132270	0.018	475	475	475	37.326316	475	475	475	0.017730
485	Jul-19	Hadagali	F9 Ayanahalli	8648.06	8770.33	2000	0.244540	0.218765	0.026	229	229	229	112.552472	245	245	229	0.025775
486	Jul-19	Hadagali	F2 Magal	7687.14	7805.1	2000	0.235920	0.207539	0.028	413	413	413	68.119554	262	262	413	0.028381
487	Jul-19	Hadagali	F4 Hosahalli	6070.37	6258.42	2000	0.376100	0.337813	0.038	96	96	96	398.822708	112	112	96	0.038287
488	Jul-19	Hadagali	30447.2	30847	1000	0.199800	0.177962	0.022	306	306	306	71.366471	322	322	306	0.021838	
489	Jul-19	Hadagali	F-4 Kanchamanahalli	4317.15	4400.25	2000	0.168200	0.148599	0.018	213	213	213	82.631831	229	229	213	0.017601
490	Jul-19	Hadagali	F-6 Uttangi	30542.3	30662.3	2000	0.240000	0.210936	0.029	387	387	387	75.100775	665	665	387	0.029064
491	Jul-19	Hadagali	F-7 Iligi	25160.4	25240.5	1000	0.080100	0.071906	0.008	311	311	311	26.348006	327	327	311	0.008194
492	Jul-19	Hadagali	F-2 Haravi	5245.7	5268.7	2000	0.046000	0.041193	0.005	584	584	584	8.231164	600	600	584	0.004807
493	Jul-19	Hadagali	F-3 Kuruvatti	4830	4932.7	2000	0.205400	0.184182	0.021	439	439	439	48.332164	455	455	439	0.021218
494	Jul-19	Hadagali	F-4 Mylara 1	1987.8	2052	2000	0.108400	0.096975	0.011	481	481	481	23.753347	497	497	481	0.011425
495	Jul-19	Hadagali	F-5 Mylara 2	694.8	724.2	2000	0.058800	0.052832	0.006	419	419	419	14.243914	435	435	419	0.005868
496	Jul-19	Hadagali	F-9 Dombrahalli	3932	4009.7	2000	0.155400	0.137482	0.018	321	321	321	55.818131	337	337	321	0.017918
497	Jul-19	Hadagali	F-10 Holalu	2733.8	2839.4	2000	0.211200	0.188623	0.023	412	412	412	54.799223	412	412	412	0.022577
498	Jul-19	Hadagali	F-11 Holalu Riverbed	4381.9	4586.3	2000	0.408800	0.367756	0.041	169	169	169	242.861065	185	185	169	0.041044
499	Jul-19	Hadagali	F-6 Banyaru(T)	40170.7	40640.2	500	0.234750	0.210054	0.025	229	229	229	107.841485	245	245	229	0.024696
500	Jul-19	Hadagali	F-2 Kalvi(E&W)	30824.9	30905.9	2000	0.162000	0.143435	0.019	292	292	292	63.579452	308	308	292	0.018965
501	Jul-19	Hadagali	F-1 Pura	15214.8	16366	500	0.575600	0.03	0.03	396	396	396	1366.323232	412	412	396	0.541064
502	Jul-19	Hadagali	F-2 S.V.Halli	27323.21	27531.29	2000	0.416160	0.02	0.02	339	339	339	1153.953982	355	355	339	0.391190
503	Jul-19	Hadagali	F-1 Budnuru	6276.5	6347	200	0.014100	0.013	0.013	299	299	299	44.327759	299	299	299	0.013254
504	Jul-19	Hadagali	F-2 Kattabennuru	45513	46260	600	0.448200	0.397486	0.051	328	328	344	154.815549	344	344	328	0.050714
505	Jul-19	Hadagali	F-3 Hyarda			1000	0.960000	0.06	0.06	572	572	572	1610.49	588	588	572	0.921200
506	Jul-19	Hadagali	F-4 Mekarabbi			200	1.400000	0.90	0.90	223	223	223	2242.15	239	239	223	0.500000
507	Jul-19	Hadagali	F-8 Holalu	7445.1	7548.7	2000	0.207200	0.01	0.01	238	238	238	754.914729	258	258	238	0.194768
508	Jul-19	Hadagali	F-10 Bannimatti	2802.9	2802.9	2000	0.240000	0.226	0.226	216	216	216	1044.444444	232	232	216	0.225600
509	Jul-19	Hadagali	LINGANAYAKANA HALLI	308.2	371.4	2000	0.126400	0.01	0.01	265	265	265	448.362264	265	265	265	0.118816
510	Jul-19	Hadagali	MALLADAMMA KOPPALI	150	150.5	2000	0.031200	0.00	0.00	138	138	138	185.620253	158	158	138	0.029328
511	Jul-19	Hadagali	F4 - HARVI BRIDGE IP	197.9	230.5	2000	0.065200	0.061	0.061	110	110	110	557.163636	134	134	110	0.061288
512	Jul-19	Kudligi	F3-Badladaku	98983.3	99324.4	500	0.17055	0.01	0.01	359	359	359	484.5654596	390	390	359	0.174161
513	Jul-19	Kudligi	F4-Gudekote-K	3096.53	3103.83	15000	0.10950	0.01	0.01	362	362	362	284.3370166	562	562	362	0.159797
514	Jul-19	Kudligi	F6-H.B.Halli	8919.89	9028.4	2000	0.21702	0.01	0.01	495	495	495	412.1187879	495	495	495	0.203999
515	Jul-19	Kudligi	F7-Shivapura	2241.08	2250.36	20000	0.189580	0.174	0.174	578	578	578	301.8408304	593	593	578	0.178992
516	Jul-19	Kudligi	F8-Thimmalapura	26239.2	26336.5	2000	0.19460	0.01	0.01	267	267	267	665.1086142	276	276	267	0.18909
517	Jul-19	Kudligi	F9-Gajapura	44515.2	44619.2	3000	0.20800	0.01	0.01	160	160	160	1222	176	176	160	0.215072
518	Jul-19	Kudligi	F10-Kyasinikeri	3019.19	3024.28	30000	0.15270	0.01	0.01	491	491	491	292.3380855	502	502	491	0.146754
519	Jul-19	Kudligi	F2-M.N.Halli	2548.23	2554.84	30000	0.19890	0.186	0.186	465	465	465	400.8645161	475	475	465	0.190411
520	Jul-19	Kudligi	F6-K.Ayanahalli	3803.96	3908.2	3000	0.31272	0.294	0.294	498	498	498	590.2746988	507	507	498	0.299269
521	Jul-19	Kudligi	F7-Rampura	502.96	515.66	20000	0.25400	0.02	0.02	409	409	409	583.7652812	421	421	409	0.245765
522	Jul-19	Kudligi	F8-Chitibi	1786300	1796178	20	0.19756	0.01	0.01	273	273	273	680.2432234	285	285	273	0.193869
523	Jul-19	Kudligi	F2-Nimbalageri	24019.1	24087.9	2000	0.13760	0.01	0.01	163	163	163	793.5214724	176	176	163	0.193866
524	Jul-19	Kudligi	F3-Ujini	17454.5	17560	2000	0.21100	0.01	0.01	379	379	379	523.3245383	387	387	379	0.202527
525	Jul-19	Kudligi	F4-Tolahalli	15888.6	15756.8	2000	0.13440	0.01	0.01	258	258	258	186.6744186	265	265	258	0.129764
526	Jul-19	Kudligi	F5-Kalapura	11140.3	11280.2	2000	0.27980	0.02	0.02	387	387	387	679.6175711	464	464	387	0.315343
527	Jul-19	Kudligi	F6-Ganegatta	6459	6530.9	2000	0.14380	0.01	0.01	269	269	269	502.4981413	286	286	269	0.143274
528	Jul-19	Kudligi	F1-Chirihagunda	48982	49193.2	666.67	0.14080	0.03	0.03	354	354	354	111.583237	369	369	354	0.411529
529	Jul-19	Kudligi	F2-Thayakanahalli	0	0	2000	0.42000	0.01	0.01	354	354	354	111.583237	369	369	354	0.411529
530	Jul-19	Kudligi	F3-Huruthal	15385.51	15574.24	2000	0.18870	0.03	0.03	344	344	344	411.583237	410	410	344	0.168739
531	Jul-19	Kudligi	F4-Siddapura	4067.69	4074.62	20000	0.13960	0.02	0.02	116	116	116	876.2104111	124	124	116	0.121892
532	Jul-19	Kudligi	F6-Thanda	0	0	20000	0.32000	0.01	0.01	16	16	16	876.2104111	156	156	16	0.314228
533	Jul-19	Kudligi	F7-Harakabhatti	20549.1	20632.2	2000	0.16620	0.01	0.01	51	51	51	822.785124	502	502	502	0.162038
534	Jul-19	Kudligi	F8-Makanadaku	3492.05	3499.04	20000	0.13980	0.01	0.01	34	34	34	306.891018	347	347	347	0.136527
535	Jul-19	Kudligi	F9-Bhimasamudra	4051.96	4062.07	20000	0.20220	0.01	0.01	340	340	340	306.891018	620	620	340	0.190375
536	Jul-19	Kudligi	F1-Jimdapura	10329.3	10389.6	2000	0.12050	0.01	0.01	340	340	340	306.891018	340	340	340	0.113364





 Executive Engineer
 Regulatory Affairs
 Corporate Office,
 GFSCOM, KALABURAGI


Sl.No	Month	Name of Sub Division	Name of segregated agricultural feeders	Initial energy meter reading in the feeder	Final energy meter reading in the feeder	Meter constant	Monthly consumption recorded in all the agricultural feeders (in MU)	Distribution loss (11KV line, DTCs & LT line) Plus sales to other consumers if any, in MU (losses in all the agri. feeders only to be considered)	Net consumption daily deducting the Distribution loss (11KV & LT) & any other loads if any	No. of IP sets (total-dried up) connected to the agricultural feeders			Average consumption of IP sets/month (in units)	Total no of IP sets (total-dried up) in the sub division (as per DCB)			Total sales (in MU)
										7a	7b	7c = (7a+7b)/2		9a	9b	9c = (9a+9b)/2	
537	Jul-19	Kudligi	F-2-B.Iquddi	280.92	280.92	20000	0.06500	0.00	0.061	194	194	194	314.9484536	199	199	199	0.062675
538	Jul-19	Kudligi	F-4-Pujanahalli	19053.3	19140.3	2000	0.17400	0.01	0.164	263	263	272	621.9011407	272	272	272	0.169157
539	Jul-19	Kudligi	F-6-Hulikeri	14771.8	14810.2	2000	0.07680	0.00	0.072	311	311	311	232.1286174	323	323	323	0.074878
540	Jul-19	Kudligi	F-7-Kanamaadugu	413.84	424.37	20000	0.20860	0.01	0.196	377	377	377	520.1167109	380	380	380	0.197644
541	Jul-19	Kudligi	F-8 H.K.Kunte	7681.6	7748.3	2000	0.13340	0.01	0.123	177	177	177	708.4519774	184	184	184	0.130355
542	Jul-19	Kudligi	F-1 Amalapur	162059	162059	166.7	0.21000	0.01	0.197	91	91	91	2169.230769	102	102	102	0.221262
543	Jul-19	Kudligi	F-2 Banavikalur-B	15002.62	15146	2000	0.28676	0.02	0.270	218	218	218	1236.488073	234	234	234	0.289338
544	Jul-19	Kudligi	F-4 Kanchobanahalli	2448.1	2489.9	2000	0.08192	0.00	0.077	121	121	121	636.4033058	129	129	129	0.082096
545	Jul-19	Kudligi	F-1 Kasapura	27732.5	27632.9	2000	0.20030	0.01	0.189	246	246	246	767.2845528	262	262	262	0.201029
546	Jul-19	Kudligi	F-2 G.B.Halli	27262.2	27380.2	2000	0.23600	0.01	0.222	340	340	340	652.4705882	347	347	347	0.226407
547	Jul-19	Kudligi	F-5 Rayapura	9662.8	9790.21	2000	0.20740	0.02	0.240	348	348	348	686.3068966	364	364	364	0.250544
548	Jul-19	Kudligi	F-8 Gudakote	6180.1	6197.8	2000	0.25482	0.01	0.195	497	497	497	392.2655936	497	497	497	0.194956
549	Jul-19	H. B. Halli	F-1 SOBATI	34839.5	34892.9	1000	0.05	0.00	0.050	383	383	383	131.06	383	383	383	0.05
550	Jul-19	H. B. Halli	F-2 HG HALLI	44199.1	44361.6	1000	0.16	0.01	0.153	371	371	371	411.73	388	388	388	0.16
551	Jul-19	H. B. Halli	F-3 BG HALLI	33143.05	33188.77	3000	0.14	0.01	0.129	496	496	496	259.94	496	496	496	0.13
552	Jul-19	H. B. Halli	F-4 T.B.Halli	3643.55	3652.32	3000	0.26	0.02	0.247	298	298	298	829.91	314	314	314	0.26
553	Jul-19	H. B. Halli	F-6 MALVI	12175.3	12223.7	3000	0.15	0.01	0.136	372	372	372	366.90	372	372	372	0.14
554	Jul-19	H. B. Halli	F-7 MORIGERE	23066.13	23148.11	2000	0.16	0.01	0.154	367	367	367	419.95	383	383	383	0.16
555	Jul-19	H. B. Halli	F-8 HP SAGAR	51932.6	52104.9	1000	0.17	0.02	0.157	309	309	309	507.42	325	325	325	0.16
556	Jul-19	H. B. Halli	F-9 DASHAMPURA	40164.29	40279.32	3000	0.35	0.03	0.314	449	449	449	699.40	465	465	465	0.33
557	Jul-19	H. B. Halli	F-10 BENAKAL	33145.4	33293.9	1000	0.15	0.01	0.135	258	258	258	523.78	277	277	277	0.15
558	Jul-19	H. B. Halli	F-11 HAMPAPATNA	11506.80	11736.4	2000	0.46	0.04	0.418	850	850	850	491.61	866	866	866	0.43
559	Jul-19	H. B. Halli	F-2 ANKASAMUDRA	15739.55	15831.57	2000	0.18	0.01	0.173	330	330	330	524.24	346	346	346	0.18
560	Jul-19	H. B. Halli	F-3 UP HALLI	3038.6	3056	2000	0.35	0.02	0.327	283	283	283	1155.90	299	299	299	0.35
561	Jul-19	H. B. Halli	F-4 VARADAPURA	46039.07	46252.62	2000	0.43	0.03	0.401	418	418	418	960.46	435	435	435	0.42
562	Jul-19	H. B. Halli	F-6 Marabihalli	32775.71	32953.77	2000	0.36	0.02	0.335	357	357	357	937.68	373	373	373	0.35
563	Jul-19	H. B. Halli	F-7 PINJARI HEGDAL	5697.83	5919.22	2000	0.43	0.03	0.402	134	134	134	3000.99	134	134	134	0.40
564	Jul-19	H. B. Halli	TB F-1 MUTKUR	34727.99	34868.89	4000	0.56	0.04	0.530	407	407	407	1301.68	425	425	425	0.55
565	Jul-19	H. B. Halli	F-2 BANNIGOLA	3829.5	3838.81	2000	0.19	0.01	0.175	139	139	139	1259.19	155	155	155	0.20
566	Jul-19	H. B. Halli	F-4 BASARAKODU	37871.9	38057	1000	0.24	0.01	0.226	415	415	415	543.61	431	431	431	0.23
567	Jul-19	H. B. Halli	F-5 BANNIKAL	80579.1	80896.4	1000	0.31	0.02	0.289	386	386	386	748.35	402	402	402	0.30
568	Jul-19	H. B. Halli	F-6 TB HALLI	3796.7	3842.5	2000	0.09	0.01	0.086	357	357	357	241.19	373	373	373	0.09
569	Jul-19	H. B. Halli	F-7 KRISHNAPURA	4434.3	4448	2000	0.27	0.02	0.258	278	278	278	926.47	294	294	294	0.27
570	Jul-19	H. B. Halli	F11 Mathada	-	-	-	0.10	0.01	0.094	111	111	111	846.65	816	816	816	0.69
571	Jul-19	H. B. Halli	F-1 HANSI	18713.44	18883.98	2000	0.34	0.02	0.321	307	307	307	1044.35	324	324	324	0.34
572	Jul-19	H. B. Halli	F-2 K.N.HALLI	17826.61	17918.32	2000	0.18	0.01	0.172	316	316	316	574.72	316	316	316	0.18
573	Jul-19	H. B. Halli	F-4 ANEKALLU	12816.22	12872.27	2000	0.11	0.01	0.105	462	462	462	228.08	481	481	481	0.11
574	Jul-19	H. B. Halli	F-5 NANYAPURA	5736.55	5736.55	2000	0.00	0.00	0.000	101	101	101	0.00	117	117	117	0.00
575	Jul-19	H. B. Halli	F-6 Upparagatta	6630.21	6738.56	2000	0.22	0.01	0.204	200	200	200	1018.49	217	217	217	0.22
576	Jul-19	H. B. Halli	F-7 P B Halli	5736.55	5736.55	2000	0.11	0.01	0.107	150	150	150	713.15	150	150	150	0.11
577	Jul-19	H. B. Halli	F-1Abaoor	13289.9	13668.7	2000	0.16	0.01	0.148	490	490	490	302.33	490	490	490	0.15
578	Jul-19	H. B. Halli	F-2 Ambli	10478.9	10571.1	2000	0.18	0.01	0.173	149	149	149	1163.33	165	165	165	0.19
579	Jul-19	H. B. Halli	F-3 K.K. THANDA	20153.80	20208.50	2000	0.11	0.01	0.103	240	240	240	428.48	258	258	258	0.11
580	Jul-19	H. B. Halli	F-4 KOGALI	23392.30	23500.10	2000	0.22	0.01	0.203	177	177	177	144.99	193	193	193	0.22
581	Jul-19	H. B. Halli	F-1 Mongere	1228.6	1272	2000	0.09	0.01	0.082	476	476	476	171.77	492	492	492	0.08
582	Jul-19	H. B. Halli	F-3 GADDIKERE	16253.7	16354.2	2000	0.20	0.01	0.189	420	420	420	449.06	438	438	438	0.20
583	Jul-19	H. B. Halli	F-4 Sonna	6012300	6018635	20	0.13	0.01	0.119	667	667	667	713.16	184	184	184	0.13
584	Jul-19	H. B. Halli	F-9 Uvatti IP	219.7	346.5	2000	0.25	0.02	0.238	98	98	98	2432.49	185	185	185	0.48
585	Jul-19	H. B. Halli	F-9 KOGALI (ITIGI)	37955.5	37997.8	2000	0.08	0.00	0.080	463	463	463	171.78	479	479	479	0.08
586	Jul-19	H. B. Halli	F-4 H.P. SAGAR	26099.1	26232.3	2000	0.27	0.02	0.252	141	141	141	1789.33	141	141	141	0.25
587	Jul-19	H. B. Halli	F-5 NAGALAPURA	1015.99	1022.42	2000	0.13	0.01	0.121	345	345	345	391.39	361	361	361	0.13
588	Jul-19	H. B. Halli	F-8 Bannikallu	837.41	846.52	2000	0.13	0.01	0.121	221	221	221	774.97	238	238	238	0.18
589	Jul-19	H. B. Halli	F-2 Basavanna IP	381.6	463.2	2000	0.16	0.01	0.153	130	130	130	40.88	348	348	348	0.15
590	Jul-19	H. B. Halli	F-4 Hagan Kyadigihalli IP	362.2	429.2	2000	0.13	0.01	0.126	287	287	287	297	297	297	297	0.13
591	Jul-19	RSD	F-32-Belagal	15909.1	16032.8	1000	0.12	0.01	0.116	630	630	630	650	635	635	635	26.29
592	Jul-19	RSD	F-4 Y. Budihali	8438.88	8648.23	2000	0.38	0.02	0.356	642	642	642	654.46	645	645	645	#####

NO. 101/19
SARVEER MEMPH
DISK ALABURAGI
Reg. No. 101/19
F-25/19
GOVT. ENGINEERING

202


Executive Engineer
Regulatory Affairs
Corporate Office,
GESCOM, KALABURAGI

Sl.No	Month	Name of Sub Division	Name of segregated agricultural feeders	Initial energy meter reading in the feeder	Final energy meter reading in the feeder	Meter constant	Monthly consumption recorded in all the agricultural feeders (in MU)	Distribution loss(11KV line, DTCS.& LT line) Plus sales to other consumers if any, in MU (losses in all the agri. feeders only to be considered)	Net consumption duly deducting the Distribution loss (11KV & LT) & any other loads if any	No. of IP sets (total-dried up) connected to the agricultural feeders			Average consumption of IP sets/month (in units)	Total no of IP sets (total-dried up) in the sub division (as per DCB)			Total sales (in MU)
										Beginning of the month	End of the month	Mid-month		Beginning of the month	End of the month	Mid month	
1	2	3	3a	3b	3c	4 = (3b-3a) *3c	5	6=(4-5)	7a	7b	7c = (7a+7b)/2	8=6/7c	9a	9b	9c = (9a+9b)/2	10=8*9c	
593	Jul-19	RSD	F-1BD Halli	3975.16	3980.43	2000.00	0.11	0.099	638	638	638	155.29	638	638	638	99076.00	
594	Jul-19	RSD	F-2 Masidipura	3925.29	3926.74	2000.00	0.03	0.027	630	630	630	43.27	630	630	630	27260.00	
595	Jul-19	RSD	F-4 moka/Shivapura IP	3862.36	3865.48	2000.00	0.06	0.059	435	435	435	134.84	435	435	435	92501.19	
596	Jul-19	RSD	F-13 basarakode 1	21520.00	21520.00	2000.00	0.03	0.031	473	473	473	66.98	473	473	473	45710.23	
597	Jul-19	RSD	F2 Jalihal	5468.72	5475.17	2000.00	0.01	0.009	296	296	296	40.97	296	296	296	22736.25	
598	Jul-19	RSD	F-3 Hosse Yerragudi	3068.56	3104.6	2000.00	0.07	0.068	392	392	392	172.84	392	392	392	22736.25	
599	Jul-19	RSD	F2 Gudadar	2058.75	2059.33	2000.00	0.36	0.326	296	296	296	1778.38	296	296	296	22736.25	
600	Jul-19	RSD	F3 Handhal IP Set	2525.38	2527.24	2000.00	0.66	0.620	275	275	275	2286.00	275	275	275	22736.25	
601	Jul-19	RSD	F4 Korlagundi	2655.42	2657.85	2000.00	0.68	0.639	326	326	326	1960.74	326	326	326	22736.25	
602	Jul-19	RSD	F1 D.Kaggal	1018.92	1019.94	2000.00	1.30	1.222	366	366	366	3338.80	366	366	366	22736.25	
603	Jul-19	RSD	F2 Somsamudra	17815.32	17824.49	2000.00	0.02	0.017	258	258	258	66.82	258	258	258	22736.25	
604	Jul-19	RSD	F4 Korlagundi	14321.04	14334.88	2000.00	0.03	0.026	250	250	250	104.08	250	250	250	22736.25	
605	Jul-19	RSD	F-55 Asundi	6304.65	6325.34	2000.00	0.04	0.039	451	451	451	86.66	451	451	451	22736.25	
606	Jul-19	RSD	F-62 Rupanagudi	6117.6	6122.8	2000.00	0.01	0.010	122	122	122	80.13	122	122	122	22736.25	
607	Jul-19	RSD	F-2 Chagnur	17095.72	17261.59	2000.00	0.33	0.312	522	522	522	597.39	522	522	522	22736.25	
608	Jul-19	RSD	F-5 Hagar rural	13538.13	13638.91	2000.00	0.20	0.189	463	463	463	409.21	463	463	463	22736.25	
609	Jul-19	RSD	F-2 Gemihal	17255.6	17375.1	2000.00	0.24	0.225	316	316	316	711.31	316	316	316	22736.25	
610	Jul-19	RSD	F-3 Kalkamba	2643.7	2655.6	2000.00	0.24	0.224	475	475	475	470.59	475	475	475	22736.25	
611	Jul-19	RSD	F-5 Sindigeri	291.9	294.8	2000.00	0.06	0.055	467	467	467	116.75	467	467	467	22736.25	
612	Jul-19	RSD	F-6(P. Seragu)	191.4	196.7	2000.00	0.11	0.099	439	439	439	224.83	439	439	439	22736.25	
613	Jul-19	RSD	F-7 Badanahatti	8158.8	8218.5	2000.00	0.12	0.112	343	343	343	327.27	343	343	343	22736.25	
614	Jul-19	RSD	F-11 Chitiginahal	282.4	285.5	1000.00	0.80	0.470	326	326	326	1441.72	326	326	326	22736.25	
615	Jul-19	RSD	F-1Guttanur	21792.01	21831.23	1000.00	0.04	0.037	278	278	278	132.61	278	278	278	22736.25	
616	Jul-19	RSD	F-2 Somalapura	8802.12	8839.64	2000.00	0.06	0.071	419	419	419	168.35	419	419	419	22736.25	
617	Jul-19	RSD	F-4- Muddapura	18721.73	18750.06	2000.00	0.08	0.053	323	323	323	164.89	323	323	323	22736.25	
618	Jul-19	RSD	F-6 Nelludi	31372.87	31441.35	2000.00	0.14	0.129	142	142	142	906.64	142	142	142	22736.25	
619	Jul-19	RSD	F-1 Daroji	27470.80	27698.00	1000.00	0.23	0.214	329	329	329	649.14	329	329	329	22736.25	
620	Jul-19	RSD	F2 No2 Muddapur	4319.3	4391.9	2000.00	0.15	0.136	136	136	136	1003.59	136	136	136	22736.25	
621	Jul-19	Total					6.5881	6.192814	11458	11458	11458	640.48	17664	17664	17664	900835.2	
622	Jul-19	SANDUR	F-5 Ramaghatta	422.02	427.96	20000.00	0.12	0.112	686	686	686	162.79	695	695	695	22736.25	
623	Jul-19	SANDUR	F-2 Bhujangnagar	2689.67	2693.41	20000.00	0.07	0.070	567	567	567	124.01	600	600	600	74404.23	
624	Jul-19	SANDUR	F-1 Kalligeri	6998.65	6998.65	2000.00	0.96	0.902	607	607	607	1486.66	322	322	322	22736.25	
625	Jul-19	SANDUR	F-7 Bommagatta	1024.28	1024.28	2000.00	0.85	0.799	831	831	831	961.49	350	350	350	22736.25	
626	Jul-19	SANDUR	F-8 Nidugurthi	238.35	245.70	20000.00	0.15	0.138	647	647	647	213.57	300	300	300	64071.10	
627	Jul-19	SANDUR	F-8 Kurekuppala	5001.38	5017.54	20000.00	0.32	0.304	133	133	133	2284.27	170	170	170	22736.25	
628	Jul-19	SANDUR	F-9 Taranagara	7204.40	7217.34	20000.00	0.26	0.245	245	245	245	992.95	463	463	463	22736.25	
629	Jul-19	SANDUR	F-1 Metriki	1573.73	1584.99	20000.00	0.23	0.212	196	196	196	1080.04	650	650	650	22736.25	
630	Jul-19	SANDUR	F-2 Rajapura	3882.01	3886.25	20000.00	0.08	0.080	272	272	272	293.06	800	800	800	22736.25	
631	Jul-19	Total					3.184	2.993	4725.000	4725.000	4725.000	633.36	5277.000	5277.000	5277.000	11699.85	
632	Jul-19	SIRUGUPPA	F2-Bagewadi	2744.25	2746.36	20000.00	0.04	0.040	509	509	509	77.93	92	92	92	11282.93	
633	Jul-19	SIRUGUPPA	F3-Deshanur	2576.12	2579.85	20000.00	0.07	0.070	578	578	578	121.32	93	93	93	6610.48	
634	Jul-19	SIRUGUPPA	F7 - Agasanur	4925.63	4925.63	20000.00	0.08	0.076	956	956	956	79.64	83	83	83	60928.61	
635	Jul-19	SIRUGUPPA	F8- Anlaganur	33869.95	33976.66	3000.00	0.32	0.301	474	474	474	465.10	131	131	131	35038.01	
636	Jul-19	SIRUGUPPA	Kenchanganudda	36816.70	36938.00	1000.00	0.12	0.114	384	384	384	296.93	118	118	118	61664.31	
637	Jul-19	SIRUGUPPA	F2-Kudadarahal	14685.8	14684.2	666.67	0.07	0.062	429	429	429	13.74	429	429	429	15165.41	
638	Jul-19	SIRUGUPPA	F3- Vatimurani	8117.4	8141.6	666.67	0.02	0.015	478	478	478	34.28	418	418	418	10379.14	
639	Jul-19	SIRUGUPPA	F4- Chikka Bellary	5337.6	5361.4	2000.00	0.05	0.045	610	610	610	77.95	142	142	142	49601.08	
640	Jul-19	SIRUGUPPA	F7- K. Bellary	10845.3	10881	2000.00	0.07	0.067	456	456	456	141.18	337	337	337	32108.49	
641	Jul-19	SIRUGUPPA	F1-Singeri(Nadavi)	1330.29	1337.81	20000.00	0.05	0.041	197	197	197	71.84	307	307	307	24334.57	
642	Jul-19	SIRUGUPPA	F2- Nittur	756.40	759.13	20000.00	0.15	0.151	123	123	123	123.87	259	259	259	54530.00	
643	Jul-19	SIRUGUPPA	F5- Buduguppa	9988.50	10002.80	2000.00	0.03	0.027	179	179	179	150.19	182	182	182	185	
644	Jul-19	SIRUGUPPA	F6- Kuriganur	505.50	508.40	2000.00	0.06	0.055	307	307	307	477.59	307	307	307	185	
645	Jul-19	SIRUGUPPA	F9-Herikal	30984.70	31208.30	500.00	0.11	0.105	365	365	365	245.20	356	356	356	145	
646	Jul-19	SIRUGUPPA	F10-Bvyspur	56765.66	56760.83	20.00	0.01	0.010	302	302	302	33.43	185	185	185	145	
646	Jul-19	SIRUGUPPA	F2- Udegolem	4873.6	4965.6	2000.00	0.18	0.173	217	217	217	600.56	145	145	145	87080.56	



203

Executive Engineer
Regulatory Affairs
Corporate Office,
GESCOM, KALABURAGI

Sl.No	Month	Name of Sub Division	Name of segregated agricultural feeders	Initial energy meter reading in the feeder	Final energy meter reading in the feeder	Meter constant	Monthly consumption recorded in all the agricultural feeders (in MU)	Distribution loss (11KV line, DTCs & LT line) Plus sales to other consumers if any, in MU (losses in all the agri. feeders only to be considered)	Net consumption duly deducting the Distribution loss (11KV & LT) & any other loads if any	No. of IP sets (total-dried up) connected to the agricultural feeders			Total no of IP sets (total-dried up) in the sub division (as per DCB)			Total sales (in MU)
										7a	7b	7c = (7a+7b)/2	8=6/7c	9a	9b	
700	Jul-19	Lingsugur	F-5 HUNAKUNTI	11976.75	12071.51	2000	0.190	0.01478256	0.175	575	575	575	303.89	575	575	0.174737
701	Jul-19	Lingsugur	F-6 CHITRANALA	2412.01	2430.71	2000	0.037	0.0029172	0.034	206	206	206	167.39	206	206	0.034483
702	Jul-19	Lingsugur	Yaredona	16298.52	16298.52	20000	0.086	0.0067392	0.080	1938	1938	1938	41.10	1938	1938	0.079661
703	Jul-19	Lingsugur	Rodabandhat(T)	410179	410622	100	0.044	0.0034554	0.041	405	405	405	100.85	405	405	0.040845
704	Jul-19	Lingsugur	Gorabal (Bank-2)	15660.4	15721	2000	0.121	0.0094536	0.112	769	769	769	145.31	650	650	0.094454
705	Jul-19	Lingsugur	Neerthikere	16641	16789.9	2000	0.298	0.0232284	0.275	424	424	424	647.57	1305	1305	0.845085
706	Jul-19	Lingsugur	Eachanal IP	MNR	MNR	2000	0.950	0.0741	0.876	186	186	186	4709.14	187	187	0.880609
707	Jul-19	Moski	13321.8	13368	2000	0.092	0.0072072	0.085	453	453	453	188.06	453	453	0.085193	
708	Jul-19	Moski	182.1	200.1	2000	0.036	0.002808	0.033	163	163	163	203.63	163	163	0.033192	
709	Jul-19	Moski	1779.8	1800.2	2000	0.041	0.0031824	0.038	202	202	202	186.23	202	202	0.0331618	
710	Jul-19	Moski	1111.2	1111.5	2000	0.001	4.68E-05	0.001	97	97	97	5.70	97	97	0.000553	
711	Jul-19	Moski	50232.41	50265.95	2000	0.067	0.00523224	0.062	572	572	572	108.13	572	572	0.061848	
712	Jul-19	Moski	38658	38732.7	2000	0.149	0.0116532	0.138	704	704	704	195.66	704	704	0.137747	
713	Jul-19	Moski	3050	3477	114.3	0.049	0.003806876	0.045	634	634	634	70.98	634	634	0.044999	
714	Jul-19	Moski	5137	5196.5	2000	0.119	0.007282	0.110	428	428	428	256.35	428	428	0.109718	
715	Jul-19	Moski	21378.1	21462.2	2000	0.168	0.0131196	0.155	470	470	470	329.96	470	470	0.092938	
716	Jul-19	Moski	759.5	809.9	2000	0.101	0.0078624	0.093	88	88	88	1056.11	88	88	0.07837	
717	Jul-19	Moski	MNR	MNR	2000	0.850	0.0663	0.784	271	271	271	2891.88	271	271	0.7837	
718	Jul-19	Moski	MNR	MNR	2000	0.850	0.0663	0.784	231	231	231	3392.64	231	231	0.7837	
719	Jul-19	Moski	MNR	MNR	2000	0.860	0.06708	0.793	379	379	379	2092.14	179	179	0.374493	
720	Jul-19	Moski	23596.22	23615.3	2000	0.038	0.00297648	0.035	146	146	146	240.98	148	148	0.035665	
Total							10.1214123	9.331942141	9.331942141	21312	21312	21312	437.87	23317	23317	10.21
721	Jul-19	Yadgir	Mallapur	48681.50	48720.40	2000	0.078	0.00	0.073	860	860	860	85.04			
722	Jul-19	Yadgir	Allipur	3576.37	3586.80	2000	0.021	0.00	0.020	180	180	180	108.94			
723	Jul-19	Yadgir	K-Shahapur	12136.12	12162.29	2000	0.052	0.00	0.049	539	539	539	91.28			
724	Jul-19	Yadgir	Honagera	12511.90	12546.90	2000	0.070	0.00	0.066	382	382	382	172.25			
725	Jul-19	Yadgir	Ramalingeshwar	1975.40	1989.70	2000	0.029	0.00	0.027	269	269	269	99.94			
726	Jul-19	Yadgir	Wadhalli	2024.20	2024.20	2000	0.029	0.00	0.027	368	368	368	73.57			
727	Jul-19	Yadgir	Lingsnalli	2490.90	2511.70	2000	0.042	0.00	0.039	336	336	336	116.38			
728	Jul-19	Yadgir	F-2, Balichakra IP	11417.50	11511.60	2000	0.188	0.01	0.177	446	446	446	396.65			
729	Jul-19	Yadgir	F-1, Kilankere IP	3470.50	3502.10	2000	0.063	0.00	0.059	440	440	440	135.02			
730	Jul-19	Yadgir	Mallapur IP	4999.53	5014.71	2000	0.030	0.00	0.029	657	657	657	43.44			
731	Jul-19	Yadgir	Nagalpur	7602.69	7648.28	2000	0.091	0.01	0.086	640	640	640	133.92			
732	Jul-19	Gurmitkal	Borabonda	2217.10	2229.70	2000	0.025	0.00	0.024	106	106	106	223.47			
733	Jul-19	Gurmitkal	Kandakoor	386842.00	387730.00	20	0.018	0.00	0.017	308	308	308	54.20			
734	Jul-19	Gurmitkal	Yelheri	1722.80	1727.60	1000	0.005	0.00	0.005	346	346	346	13.04			
735	Jul-19	Gurmitkal	Minasapur+Drampur	21.05	21.42	1000	0.000	0.00	0.000	314	314	314	1.11			
736	Jul-19	Gurmitkal	Anpur	MNR	MNR	1000	0.950	0.06	0.893	352	352	352	2536.93			
737	Jul-19	Gurmitkal	Nandepalli	14151.25	14223.55	2000	0.400	0.02	0.376	205	205	205	1834.15			
738	Jul-19	Gurmitkal	Jalgram	4367.81	4367.81	2000	0.052	0.00	0.052	659	659	659	87.74			
739	Jul-19	Gurmitkal	Madhwar	3711.00	3773.00	2000	0.124	0.01	0.117	659	659	659	176.87			
740	Jul-19	Shahapur	Kanyakulur IP	2179.64	2180.31	20000	0.013	0.00	0.013	87	87	87	157.45			
741	Jul-19	Shahapur	Bernoor IP	690153.00	691877.00	16.7	0.029	0.00	0.027	775	775	775	98.41			
742	Jul-19	Shahapur	Bommanahalli	725.06	726.30	20000	0.025	0.00	0.025	0	0	0	0.00			
743	Jul-19	Shahapur	Donnali	17320.30	17361.10	1000	0.041	0.00	0.038	68	68	68	564.00			
744	Jul-19	Shahapur	Madfiki	34573.00	34590.70	1000	0.018	0.00	0.017	49	49	49	16.11			
745	Jul-19	Shahapur	Wandurga ip/F-4, Hosagera IP	4578.65	4580.99	20000	0.047	0.00	0.044	266	266	266	165.38			
746	Jul-19	Shahapur	Budnoor	12422.70	12515.40	2000	0.185	0.01	0.174	108	108	108	319.56			
747	Jul-19	Shahapur	Bilhar	9199.40	9218.10	2000	0.037	0.00	0.035	197	197	197	31.99			
748	Jul-19	Shahapur	Khanapur 1	96.11	96.11	20000	0.042	0.00	0.039	197	197	197	31.99			
749	Jul-19	Shahapur	Krishnapur *	7248.20	7366.90	1000	0.119	0.01	0.112	68	68	68	564.00			
750	Jul-19	Shahapur	Kamapur	1275486.00	1278011.00	20	0.051	0.00	0.047	49	49	49	16.11			
751	Jul-19	Shahapur	Devapur	MNR	MNR	2000	0.580	0.03	0.545	393	393	393	567.28			
752	Jul-19	Shahapur	Nagnoor	23281.20	23320.70	2000	0.079	0.00	0.074	107	107	107	421.93			
753	Jul-19	Shahapur	Parasanhalli	24571.60	24605.40	2000	0.068	0.00	0.064	107	107	107	593.87			
754	Jul-19	Shahapur	G Basavana	8205.10	8259.10	2000	0.108	0.01	0.102	186	186	186	548.76			
										8479.00	8479.00	8479.00	5068	8479.00	8479.00	1.13
										7837.00	7837.00	7837.00	8214	7837.00	7837.00	0.70
										8479.00	8479.00	8479.00	5068	8479.00	8479.00	1.13
										8739.00	8739.00	8739.00	8744	8739.00	8739.00	1.38
										6894.00	6894.00	6894.00	6894	6894.00	6894.00	1.58



205

S. JOG
Executive Engineer
Regulatory Affairs
Corporate Office,
RESCOM, KALABURAGI

Sl.No	Month	Name of Sub Division	Name of segregated agricultural feeders	Initial energy meter reading in the feeder	Final energy meter reading in the feeder	Meter constant	Monthly consumption recorded in all the agricultural feeders (in MU)	Distribution loss(1KV line, DTCs & LT line) Plus sales to other consumers if any, in MU (losses in all the agri. feeders only to be considered)	Net consumption daily deducting the Distribution loss (1KV & LT) & any other loads if any	No. of IP sets (total-dried up) connected to the agricultural feeders			Average consumption of IP sets/month (in units)	Total no of IP sets (total-dried up) in the sub division (as per DCB)			Total sales (in MU)
										7a	7b	7c = (7a+7b)/2		9a	9b	9c = (9a+9b)/2	
	1	2	3	3a	3b	3c	4 = (3b-3a) * 3c	5	6 = (4-5)	7a	7b	7c = (7a+7b)/2	8 = 6/7c	9a	9b	9c = (9a+9b)/2	10 = 8*9c
755	Jul-19	Shorapur	Malagatti	4026.50	4050.30	2000	0.060	0.00	0.056	240	240	240	235.00				
756	Jul-19	Shorapur	I. Bomanalli	3248.60	3277.90	2000	0.059	0.00	0.055	345	345	345	159.66				
757	Jul-19	Hunasegi	Gundaligeri	10881.15	10914.80	2000	0.067	0.00	0.063	320	320	320	197.69	3478	3478	3478	0.69
758	Jul-19	Hunasegi	Mudanoor	917.57	919.61	2000	0.004	0.00	0.004	150	150	150	25.57	35427.0	35437.000	35432	10.95
		Yadgir Total					3.901	0.234	3.667	11860.000	11860.000	11860	309.16				
759	Jul-19	Sedam	Gundepalli	MNR	MNR	2000	0.007	0.01	0.061	600	600	600					
760	Jul-19	Sedam	Gundhalli	5786.73	5787.2	1000	0.00	0.00	0.000	50	50	50					
761	Jul-19	Sedam	Handarki	12183.5	12187.68	2000	0.01	0.00	0.007	33	33	33					
762	Jul-19	Sedam	Tenqji	MNR	MNR	1000	0.25	0.03	0.218	25	25	25					
763	Jul-19	Sedam	Itkal	5940	5955.2	2000	0.03	0.00	0.026	140	140	140					
764	Jul-19	Sedam	Ranjol	13.1	16.57	2000	0.01	0.00	0.006	10	10	10		3955	3955	3955	1.586
765	Jul-19	Sedam	Kukkunda	164	165	2000	0.10	0.01	0.087	40	40	40					
766	Jul-19	Sedam	Silarkot	3064.2	3072	2000	0.02	0.00	0.014	345	345	345					
767	Jul-19	Sedam	Gad-dana	1244.2	1253.2	2000	0.02	0.00	0.016	75	75	75					
768	Jul-19	Sedam	Kishtapur	1987.2	2103.7	2000	0.23	0.03	0.203	100	100	100					
769	Jul-19	Sedam	Malkapalli	1796.2	1805.2	2000	0.02	0.00	0.016	211	211	211					
		Sedam Sub division				11	0.75	0.10	0.65	1629.00	1629.00	1629					
770	Jul-19	Chincholi	Chimanchod	12123.3	12267.2	2000	0.29	0.04	0.250	133	133	133					
771	Jul-19	Chincholi	Hasargundi	MNR	MNR	1000	0.08	0.01	0.070	110	110	110					
772	Jul-19	Chincholi	Basantpur	1150.3	1250.99	1000	0.10	0.01	0.088	96	96	96					
773	Jul-19	Chincholi	Hodebemalli	720.2	763.5	2000	0.09	0.01	0.075	92	92	92					
774	Jul-19	Chincholi	Ratkal	MNR	MNR	2000	0.13	0.02	0.113	158	158	158		5778	5778	5778	7.16
775	Jul-19	Chincholi	Chandankera	MNR	MNR	2000	0.36	0.05	0.313	188	188	188					
776	Jul-19	Chincholi	Karchked	MNR	MNR	2000	0.18	0.02	0.157	20	20	20					
777	Jul-19	Chincholi	Bavangudi	582.2	649.3	2000	0.13	0.02	0.117	157	157	157					
		Chincholi Sub division				7	1.36	0.18	1.18	954.00	954.00	954					
		Sedam division Total				18	2.11	0.27	1.84	2583.00	2583.00	2583		9733	9733	9733	6.92
		GRAND TOTAL					147.73	18.52	129.21	286988	287068	286983	450.23	394327	390681	392509	176.72




(Signature)
Executive Engineer
Regulatory Affairs
Corporate Office,
GESCOM, KALABURAGI

GULBARGA ELECTRICITY SUPPLY CORPORATION

Month : August-2019

Assessed consumption of Agriculture feeders and sales of IP Energy

Sl.No	Month	Name of Sub Division	Name of segregated agricultural feeders	Initial energy meter reading in the feeder	Final energy meter reading in the feeder	Meter constant	Monthly consumption recorded in all the agricultural feeders (in MU)	Distribution loss(11kV line, DTCs & LT line) Plus sales to other consumers if any, in MU (losses in all the agri. feeders only to be considered)	Net consumption duly deducting the (11kV & LT) & any other loads if any	No. of IP sets (total-rided up) connected to the agricultural feeders			Average consumption of IP sets/month (in units)	Total no of IP sets (total-rided up) in the sub division (as per DCB)			Total sales (in MU)
										7a	7b	7c=(7a+7b)/2		8a	8b	8c=(8a+8b)/2	
1	Aug-19	RSD	F5-SRINIVAS Sordagi	7120.43	7129.98	20000	0.191	0.03	0.163305	420	420	420	388.82	62	62	62	0.02
2	Aug-19	RSD	F1-Taj Sultampur	1843.58	1849.49	10000	0.059	0.01	0.050305	282	582	432	116.97	2111	2111	2111	0.25
3	Aug-19	RSD	F2-Kalihangarga	1156.25	1162.44	10000	0.062	0.01	0.0529245	483	513	498	106.27	1676	1676	1676	0.18
4	Aug-19	RSD	Zafarabad IP	25824.82	25856.66	2000	0.064	0.01	0.0544464	310	340	325	167.53	576	576	576	0.10
5	Aug-19	RSD	F1-MAINAL IP	1108.80	1188.00	2000	0.158	0.02	0.135432	60	90	85	1593.32	78	78	78	0.12
6	Aug-19	RSD	F3-BASANAL IP	522.00	556.90	2000	0.107	0.01	0.095679	80	110	95	628.20	98	98	98	0.06
7	Aug-19	RSD	F6-HEROOR IP	2558.10	2671.20	2000	0.226	0.03	0.193401	90	120	105	1841.91	106	106	106	0.20
8	Aug-19	RSD	F4-Kadani	18147.43	18184.85	2000	0.075	0.01	0.0639882	283	313	298	214.73	1036	1036	1036	0.22
9	Aug-19	RSD	F6-Babalad IP	20566.86	20604.53	2000	0.075	0.01	0.0644157	345	375	360	178.93	1563	1563	1563	0.28
10	Aug-19	RSD	F5-leevanangi	45724.5	45956.2	1000	0.232	0.03	0.1981035	206	236	221	792.41	1798	1798	1798	1.42
11	Aug-19	RSD	F7-Babalad	55406.8	55568.9	1000	0.162	0.02	0.1385955	621	651	636	217.92	1124	1124	1124	0.24
12	Aug-19	RSD	F4-Sonth	436.2	460.8	2000	0.492	0.07	0.420666	190	220	205	2052.00	600	600	600	1.23
13	Aug-19	RSD	F5-RANAL	565.5	596.7	2000	0.624	0.09	0.53352	200	230	215	2481.49	253	253	253	0.63
14	Aug-19	RSD	F9-Ferozabad	6254.0	6341.0	1000	0.087	0.01	0.074385	345	375	360	206.63	1665	1665	1665	0.34
15	Aug-19	RSD	Heroor clubbagur	0.0	0.0	20	0.000	0.00	0.00000	1040	1070	1055	0.00	1050	1050	1050	0.00
16	Aug-19	RSD	F11-Hagaragundagi	2468134.0	2468134.0	20	0.000	0.00	0.00000	621	636	628	0.00	1348	1348	1348	0.00
17	Aug-19	Aland	F7-HEBU	18453.16	18531.6	2000	0.157	0.02	0.1341324	356	386	371	361.54	62	62	62	0.02
18	Aug-19	Aland	F1-ALANGA	23106.3	23141.83	1500	0.053	0.01	0.045567225	768	798	783	58.20	2420	2420	2420	0.14
19	Aug-19	Aland	F2-HODLUOR	3782.02	3783.9	20000	0.038	0.01	0.032148	297	327	312	103.04	1920	1920	1920	0.20
20	Aug-19	Aland	F3-RUDRAWADI	22126.02	22159.95	2000	0.069	0.01	0.0511803	282	312	297	172.32	1958	1958	1958	0.34
21	Aug-19	Aland	F1-MUNNOLI-IP	3433.44	3437.39	20000	0.079	0.01	0.067595	250	280	265	254.89	343	343	343	0.09
22	Aug-19	Aland	F2-TADKAL-IP	1282.48	1282.75	10000	0.003	0.00	0.0023085	110	140	125	18.47	541	541	541	0.01
23	Aug-19	Aland	KANMUS	608.52	608.61	20000	0.002	0.00	0.001559	160	190	175	18.47	378	378	378	0.00
24	Aug-19	Aland	BELAMAGI	1242.9	1244.86	20000	0.039	0.01	0.033516	170	200	185	181.17	654	654	654	0.12
25	Aug-19	Aland	F3-CHALAGERA IP	11889.58	11930.78	2000	0.082	0.01	0.070452	130	160	145	483.88	454	454	454	0.22
26	Aug-19	Aland	F4-MHPPARGA IP	12771.86	12813.5	2000	0.083	0.01	0.0712044	85	115	100	712.04	654	654	654	0.47
27	Aug-19	Aland	F5-NINGADALI IP	9161.5	9224.65	2000	0.126	0.02	0.1079865	120	150	135	799.90	765	765	765	0.61
28	Aug-19	Aland	F4-JIDAGA	18321.9	18387	2000	0.130	0.02	0.111321	55	85	70	1590.30	20	20	20	0.03
29	Aug-19	Aland	F3-SAVALESHWAR IP	699.86	709.47	30000	0.288	0.04	0.2464965	392	422	407	605.64	653	653	653	0.40
30	Aug-19	Aland	F2-HIROLI IP	2789.37	2794.08	20000	0.094	0.01	0.080541	257	287	272	296.11	453	453	453	0.13
31	Aug-19	Aland	F5 SARASAMBA IP	3372.81	3376.03	30000	0.097	0.01	0.082593	70	100	85	971.68	0	0	0	0.00
32	Aug-19	Aland	F5 CHINCHOLI IP	3474.2	3503.5	1000	0.029	0.00	0.0250515	500	530	515	48.64	259	259	259	0.01
33	Aug-19	Kadganchi	Narona	1052.5	1193.4	2000	0.282	0.04	0.240939	480	510	495	486.75	879	879	879	0.43
34	Aug-19	Kadganchi	Suntaroor	3885.89	3942.88	2000	0.000	0.00	0.00000	423	453	438	0.00	788	788	788	0.00
35	Aug-19	Kadganchi	Lodachincholi	7251.23	7352.17	2000	0.202	0.03	0.1726074	390	420	405	426.19	665	665	665	0.28
36	Aug-19	Kadganchi	Belarmagi VKS	22864.75	22864.75	1000	0.000	0.00	0.00000	0	274	259	0.00	398	398	398	0.00
37	Aug-19	Kadganchi	Karahari	14758.48	14758.48	1000	0.000	0.00	0.00000	365	395	380	0.00	649	649	649	0.00
38	Aug-19	Kadganchi	Nimbal	38492.7	38443.1	2000	0.150	0.03	0.1288656	301	331	316	111.37	942	942	942	0.38
39	Aug-19	Kadganchi	Hitalisroor	1587.32	1607.9	2000	0.041	0.01	0.0351918	422	452	437	58.40	664	664	664	0.07
40	Aug-19	Kadganchi	Bornnalli	2359.43	2389.28	1000	0.030	0.00	0.0252175	422	452	437	58.40	664	664	664	0.04
41	Aug-19	Kadganchi	Dhangapur	6018.87	6067.92	2000	0.098	0.01	0.0841005	273	303	288	281.23	884	884	884	0.26
42	Aug-19	Kadganchi	Nimbarga	1997.9	2047	1000	0.049	0.01	0.0416587	118	148	133	1247.14	197	197	197	0.25
43	Aug-19	AZalpur	F1-Mallobad	2356.7	2453.7	2000	0.126	0.02	0.1070773	170	200	185	695.03	162	162	162	0.11
44	Aug-19	AZalpur	F7-Baluragi	24466.55	24529.55	2000	0.126	0.02	0.1070773	170	200	185	695.03	162	162	162	0.11
45	Aug-19	AZalpur	F8-Shirwal	37067.29	37178.82	2000	0.223	0.03	0.1810131	180	210	195	1155.86	161	161	161	0.18
46	Aug-19	AZalpur	F6-Haliyal	33769.6	33857.67	2000	0.176	0.02	0.1505997	150	180	165	696.57	210	210	210	0.15
47	Aug-19	AZalpur	F9 Devangov	33680.6	33755.96	2000	0.151	0.02	0.1288656	200	230	215	1086.08	187	187	187	0.20
48	Aug-19	AZalpur	F14-Mangalur	2417	2534.5	2000	0.235	0.03	0.200925	200	230	215	1086.08	187	187	187	0.20
49	Aug-19	AZalpur	Trunk Line	0	0	2000	0.010	0.00	0.00855	75	105	90	840.09	562	562	562	0.47
50	Aug-19	AZalpur	Shivoor IP	8701.51	8950.59	2000	0.498	0.07	0.4239266	492	522	507	840.09	562	562	562	0.47
51	Aug-19	AZalpur	Udhalip	6148.23	6165.89	2000	0.035	0.00	0.0300888	180	210	195	154.86	602	602	602	0.09



Sanjeewa Kulkarni
Executive Engineer
Regulatory Affairs
Corporate Office,
GESCOM, KALABURAGI

207

Sl.No	Month	Name of Sub Division	Name of segregated agricultural feeders	Initial energy meter reading in the feeder	Final energy meter reading in the feeder	Meter constant	Monthly consumption recorded in all the agricultural feeders (in MU)	Distribution loss (11KV line, DTCs & LT line) Plus sales to other consumers if any, in MU (losses in all the agri. feeders only to be considered)	Net consumption duly deducting the Distribution loss (11KV & LT) & any other loads if any	No. of IP sets (total-dried up) connected to the agricultural feeders			Average consumption of IP sets/month (in units)	Total no of IP sets (total-dried up) in the sub division (as per DCB)			Total sales (in MU)
										Beginning of the month	End of the month	Mid-month		Beginning of the month	End of the month	Mid-month	
	1	2	3	3a	3b	3c	4 = (3b-3a) * 3c	5	6 = (4-5)	7a	7b	7c = (7a+7b)/2	8 = 6/7c	9a	9b	9c = (9a+9b)/2	10 = 8*9c
108	Aug-19	Chincholi	Basanpur	1250.99	1300.99	1000	0.05	0.01	0.044	96	96	96					
109	Aug-19	Chincholi	Hodebeemalli	763.5	819.5	2000	0.11	0.02	0.096	92	92	92					
110	Aug-19	Chincholi	Reitkal	MNR	MNR	2000	0.10	0.07	0.031	158	158	158	830.08	5778	5778	5778	4.80
111	Aug-19	Chincholi	Chandankera	MNR	MNR	2000	0.18	0.02	0.158	188	188	188					
112	Aug-19	Chincholi	Karchked	MNR	MNR	2000	0.12	0.01	0.112	20	20	20					
113	Aug-19	Chincholi	Bavangudi	649.3	752.3	2000	0.21	0.02	0.190	157	157	157					
			Chincholi Sub division			7	0.96	0.17	0.79	954	954	954	757.95	9733	9733	9733	7.38
			Sedam division Total			18	2.36	0.40	1.96	2683	2683	2683	588.21				4.63
114	Aug-19	Aurad	Sundal	MNR	MNR	2000	0.34	0.03	0.31	526	526	526					
115	Aug-19	Aurad	Chimski	MNR	MNR	2000	0.46	0.04	0.42	578	578	578					
116	Aug-19	Aurad	Thana Kusmoor	3959.81	3965.40	20000	0.11	0.01	0.10	556	556	556					
117	Aug-19	Aurad	Balhar	11473.59	11473.41	20000	0.04	0.00	0.03	404	404	404					
118	Aug-19	Aurad	Horandi IP	MNR	MNR	2000	0.44	0.04	0.40	385	385	385					
119	Aug-19	Aurad	Sonal IP	MNR	MNR	2000	0.34	0.03	0.31	603	603	603					
120	Aug-19	Aurad	Hokrana	9361.9	9363.6	2000	0.09	0.01	0.08	358	358	358					
121	Aug-19	Aurad	B. Kumta	MNR	MNR	2000	0.09	0.01	0.08	482	482	482					
122	Aug-19	Aurad	Sawagason	4870.6	4873.8	2000	0.05	0.00	0.05	469	469	469					
123	Aug-19	Aurad	Hulval	2691.70	2706.80	2000	0.03	0.00	0.03	284	284	284					
124	Aug-19	Aurad	Wagingira	3240.60	3253.20	2000	0.03	0.00	0.02	305	305	305					
125	Aug-19	Aurad	Kouba	13167.80	13209.40	2000	0.08	0.01	0.08	478	478	478					
126	Aug-19	Bidar	Amlapur	48680.9	48871	1000	0.19	0.02	0.17	715	715	715					
127	Aug-19	Bidar	Gumali	9057.7	9109	4000	0.21	0.02	0.19	789	789	789					
128	Aug-19	Bidar	IP Astoor	24406.1	24453.3	2000	0.09	0.01	0.09	703	703	703					
129	Aug-19	Bidar	Chimshod	MNR	MNR	3000	0.68	0.06	0.62	732	732	732					
130	Aug-19	Bidar	Gadgi	MNR	MNR	2000	0.78	0.07	0.71	729	729	729					
131	Aug-19	Bidar	Dharmapur	3749	3888.9	2000	0.28	0.03	0.25	706	706	706					
132	Aug-19	Bidar	Godampalli	3034.7	3107.9	2000	0.15	0.01	0.13	822	822	822					
133	Aug-19	Bidar	Budhera	3992.1	4107.5	2000	0.23	0.02	0.21	715	715	715					
134	Aug-19	Bidar	Baroor	MNR	MNR	20000	0.13	0.01	0.12	705	705	705					
135	Aug-19	Bidar	Hokrana	3911.2	4048.6	2000	0.27	0.02	0.25	358	358	358					
136	Aug-19	Bidar	Mahali	3302.4	3395.1	2000	0.19	0.02	0.17	812	812	812					
137	Aug-19	Bidar	MARKAL	13105.1	13133.5	2000	0.06	0.01	0.05	810	810	810					
138	Aug-19	Bidar	vermali	13100	13161.7	2000	0.12	0.01	0.11	785	785	785					
139	Aug-19	Bidar	alivabad	13167.8	13209.4	2000	0.08	0.01	0.08	797	797	797					
140	Aug-19	Kamthana	Kanganot	44597.6	44856.6	1000	0.26	0.02	0.24	813	813	813					
141	Aug-19	Kamthana	Bellura	17466.5	17557.3	1000	0.09	0.01	0.08	347	347	347					
142	Aug-19	Kamthana	Yadlapur	MNR	MNR	2000	0.48	0.04	0.44	456	456	456					
143	Aug-19	Kamthana	Kadwad	MNR	MNR	2000	0.46	0.04	0.42	536	536	536					
144	Aug-19	Kamthana	Channali	MNR	MNR	2000	0.48	0.04	0.44	707	707	707					
145	Aug-19	Kamthana	Andoora	125491	127440	100	0.19	0.02	0.18	752	752	752					
146	Aug-19	Kamthana	Atiwal	4182.05	4191.87	20000	0.20	0.02	0.18	592	592	592					
147	Aug-19	Kamthana	Sekenderapur	2321.1	2425.6	2000	0.21	0.02	0.19	813	813	813					
148	Aug-19	Kamthana	Naubad	3945.61	3950.26	30000	0.14	0.01	0.13	609	609	609					
149	Aug-19	Kamthana	Aurad (S)	MNR	MNR	2000	0.42	0.04	0.38	825	825	825					
150	Aug-19	Kamthana	Bagdal Thanda	MNR	MNR	2000	0.45	0.04	0.41	733	733	733					
151	Aug-19	Kamthana	Bagdal	MNR	MNR	2000	0.41	0.04	0.37	615	615	615					
152	Aug-19	Kamthana	Honnadi	MNR	MNR	2000	0.48	0.04	0.44	747	747	747					
153	Aug-19	Kamthana	Khenu Ranjol	4274.95	4278.26	30000	0.16	0.01	0.14	678	678	678					
154	Aug-19	Kamthana	Sangulagi	534.43	539.02	20000	0.09	0.01	0.08	449	449	449					
155	Aug-19	BHALKI	GORCHINCHOLI IP	4267.19	4268.69	20000	0.03	0.00	0.03	80	80	80					
156	Aug-19	BHALKI	Dadgi (IP)	5918.29	5923.95	20000	0.11	0.01	0.10	836	836	836					
157	Aug-19	BHALKI	Hamal (IP)	701.3	707.82	20000	0.01	0.00	0.01	285	285	285					
158	Aug-19	BHALKI	Takwad(K) in	802045	806253	20	0.08	0.07	0.08	136	136	136					
159	Aug-19	BHALKI	ALANDI (IP)	15913	15921.7	2000	0.02	0.00	0.02	235	235	235					
160	Aug-19	BHALKI	chandrapur (IP)	MNR	MNR	1000	0.19	0.02	0.17	973	973	973					
161	Aug-19	BHALKI	inchroop (ip)	9240.40	9255.20	1000	0.01	0.00	0.01	374	374	374					
162	Aug-19	BHALKI	hals(ip)	11085.10	11102.20	1000	0.02	0.00	0.02	574	574	574					
163	Aug-19	BHALKI	saionip(ip)	943193.00	944349.00	20	0.02	0.00	0.02	982	982	982					
164	Aug-19	BHALKI	hadhat(ip)	17947.80	179455.00	333	0.17	0.02	0.15	502	502	502					
165	Aug-19	BHALKI	hadhat(ip)	17963	18011.9	2000	0.10	0.01	0.09	502	502	502					

NOTARY
SANJEEV KUMAR
 Reg. No. 12486
 Ex. Dt 10-1-2022
 DIST. KALABURAGI
 GOVT

209

Sanjiv Kumar
Executive Engineer
Regulatory Affairs
Corporate Office,
GESCOM, KALABURAGI

Sl.No	Month	Name of Sub Division	Name of segregated agricultural feeders	Initial energy meter reading in the feeder	Final energy meter reading in the feeder	Meter constant	Monthly consumption recorded in all the agricultural feeders (in MU)	Distribution loss(11kV line, DTCs & LT line) Plus sales to other consumers if any, in MU (losses in all the agri. feeders only to be considered)	Net consumption duly deducting the Distribution loss (11kV & LT) & any other loads if any	No. of IP sets (total-dried up) connected to the agricultural feeders			Average consumption of IP sets/month (in units)	Total no of IP sets (total-dried up) in the sub division (as per DCB)			Total sales (in MU)
										Beginning of the month	7b serviced at the End of the month	7c (7a+7b)/2		9a Beginning of the month	9b serviced at the End of the month	9c (9a+9b)/2	
166	Aug-19	BHALKI	K.ugason(ip)	1399.50	1421.30	2000	0.04	0.00	0.04	456	456	456	87.01	9670	9670	9670	3.30
167	Aug-19	BHALKI	lakhangon(ip)	3277.80	3333.40	2000	0.11	0.01	0.10	456	456	456	221.91	9670	9670	9670	3.30
168	Aug-19	BHALKI	kogera(ip)	MNR	MNR	2000	0.16	0.01	0.15	210	210	210	694.49	9670	9670	9670	3.30
169	Aug-19	BHALKI	Bhatambra (ip)	MNR	MNR	2000	0.13	0.01	0.12	130	130	130	910.00	9670	9670	9670	3.30
170	Aug-19	BHALKI	HUPLA (IP)	14889.4	14926.01	2000	0.07	0.01	0.07	143	143	143	365.98	9670	9670	9670	3.30
171	Aug-19	BHALKI	DHANUR (IP)	MNR	MNR	2000	0.28	0.03	0.26	761	761	761	351.88	9670	9670	9670	3.30
172	Aug-19	BHALKI	HAINAL (IP)	MNR	MNR	1000	0.07	0.01	0.06	170	170	170	378.13	9670	9670	9670	3.30
173	Aug-19	BHALKI	KOTGYAL (IP)	MNR	MNR	1000	0.13	0.01	0.12	311	311	311	801.51	9670	9670	9670	3.30
174	Aug-19	BHALKI	KONGLI (IP)	MNR	MNR	2000	0.20	0.02	0.18	230	230	230	43.71	9670	9670	9670	3.30
175	Aug-19	BHALKI	YENKUR (IP)	22235.04	22271.41	2000	0.27	0.02	0.25	485	485	485	511.74	9670	9670	9670	3.30
176	Aug-19	BHALKI	LANJAWAD (IP)	132.7	139.4	2000	0.01	0.00	0.01	279	279	279	43.71	9670	9670	9670	3.30
177	Aug-19	BHALKI	BHATSANGVI (IP)	MNR	MNR	2000	0.10	0.01	0.09	283	283	283	330.60	9670	9670	9670	3.30
178	Aug-19	BHALKI	KHATAKCHINCHOLI(IP)	6435.59	6594.22	2000	0.32	0.03	0.29	75	75	75	3849.42	9670	9670	9670	3.30
		Bidar Total					12.75	1.15	11.60	32472.00	32472.00	32472.00	357.25	41685	41685.00	41685	14.89
179	Aug-19	HUMNABAD	Old Nandgaun	7926.90	7969.70	1000	0.04	0.00	0.04	258	258	258	151	9017	9017	9017	2.33
180	Aug-19	HUMNABAD	Chathoral IP	MNR	MNR	2000	0.61	0.05	0.56	476	476	476	1166	9017	9017	9017	2.33
181	Aug-19	HUMNABAD	Hunsnal IP	MNR	MNR	2000	0.25	0.02	0.23	521	521	521	437	9017	9017	9017	2.33
182	Aug-19	HUMNABAD	Mugnoor IP	5591.50	5593.30	2000	0.18	0.02	0.17	668	668	668	250	9017	9017	9017	2.33
183	Aug-19	HUMNABAD	Jalsang	1030.01	1032.89	2000	0.06	0.01	0.05	50	50	50	1048	9017	9017	9017	2.33
184	Aug-19	HUMNABAD	Dubalgundi	67753.00	67949.30	667	0.13	0.01	0.12	50	50	50	2383	9017	9017	9017	2.33
185	Aug-19	HUMNABAD	Handikera IP	620.45	622.00	2000	0.00	0.00	0.00	1119	1119	1119	3	9017	9017	9017	2.33
186	Aug-19	HUMNABAD	Poois Colony IP	2.00	5.50	2000	0.01	0.00	0.01	40	40	40	159	9017	9017	9017	2.33
		Total				8	1.2850221	0.115652889	1.169379211	3182	3182	3182	367.50	9017	9017	9017	3.317311
187	Aug-19	Mannaekhelli	Itega	12781.40	12840.50	2000	0.12	0.01	0.11	413	413	413	148	9017	9017	9017	2.33
188	Aug-19	Mannaekhelli	Naganera	4480.80	4609.20	2000	0.26	0.03	0.23	305	305	305	125	9017	9017	9017	2.33
189	Aug-19	Mannaekhelli	Changlera	5632.30	5677.80	2000	0.29	0.02	0.26	755	755	755	809.82	9017	9017	9017	2.33
190	Aug-19	Mannaekhelli	Udbal Wadi	4012.60	4119.20	2000	0.21	0.02	0.19	877	877	877	287	9017	9017	9017	2.33
191	Aug-19	Mannaekhelli	Bernaikheeda	3131.48	3212.75	2000	0.16	0.01	0.15	422	422	422	148	9017	9017	9017	2.33
192	Aug-19	Mannaekhelli	Udamalli	20542.97	20970.79	2000	0.26	0.02	0.23	438	438	438	148	9017	9017	9017	2.33
193	Aug-19	Mannaekhelli	Chitgappa	23211.30	23309.00	2000	0.20	0.02	0.18	844	844	844	148	9017	9017	9017	2.33
194	Aug-19	Mannaekhelli	Kodambal	30816.00	30834.00	2000	0.24	0.02	0.21	579	579	579	148	9017	9017	9017	2.33
		Total				8	1.73	0.16	1.57	4633	4633	4633	339.56	6867	6867	6867	2.33
195	Aug-19	Basavakalyan	Neekanthwadi	2307.37	2346.39	2000	0.08	0.01	0.07	412	412	412	172.37	9017	9017	9017	2.33
196	Aug-19	Basavakalyan	Gundoor	3556.81	3569.38	2000	0.03	0.00	0.02	254	254	254	90.07	9017	9017	9017	2.33
197	Aug-19	Basavakalyan	Gour	0	0	4000	0.40	0.04	0.36	1024	1024	1024	355.47	9017	9017	9017	2.33
198	Aug-19	Basavakalyan	Belur	4562.38	4575.96	2000	0.03	0.00	0.02	538	538	538	45.94	9017	9017	9017	2.33
199	Aug-19	Basavakalyan	Partapur	18997.30	19114.90	1000	0.12	0.01	0.11	895	895	895	119.57	9017	9017	9017	2.33
200	Aug-19	Basavakalyan	Kongli	2196.50	2233.40	1000	0.04	0.00	0.03	0	0	0	0.00	9017	9017	9017	2.33
		Total				6	0.6848	0.0616	0.6232	3123	3123	3123	199.55	16685.00	16685.00	16685	3.3256
		Humenabad Total					3.70	0.33	3.37	10938.00	10938.00	10938.00	307.71	32549.00	32549.00	32549	10.02
201	Aug-19	Koppal	F1-Kamnoor	32948.80	33068.10	2000	0.24	0.01	0.22	326	326	326	688	327	327	327	0.22
202	Aug-19	Koppal	F3-Gendabal	44151.78	44342.03	2000	0.36	0.02	0.34	539	539	539	629	545	545	545	0.34
203	Aug-19	Koppal	F4-LIS	221889.60	222727.70	500	0.42	0.03	0.39	775	775	775	508	775	775	775	0.39
204	Aug-19	Koppal	F5-Baganal	MNR	MNR	2000	0.93	0.06	0.87	1072	1072	1072	815	1080	1080	1080	0.88
205	Aug-19	Koppal	F6-Basapur	29955.60	30051.10	2000	0.19	0.01	0.18	162	162	162	1108	167	167	167	0.19
206	Aug-19	Koppal	F1-Chiakraukki	13902.96	13937.88	2000	0.70	0.04	0.66	348	348	348	1886	363	363	363	0.68
207	Aug-19	Koppal	F2-C-Bommal	MNR	MNR	2000	0.70	0.04	0.66	258	258	258	2550	264	264	264	0.68
208	Aug-19	Koppal	F3-H-Bommal	5440.71	5457.70	2000	0.34	0.02	0.32	434	434	434	795	434	434	434	0.32
209	Aug-19	Koppal	F4-Methagal	16725.37	16848.07	2000	0.25	0.01	0.24	196	196	196	1177	205	205	205	0.24
210	Aug-19	Koppal	F7-Shidaganali IP	MNR	MNR	2000	0.70	0.04	0.66	563	563	563	1169	563	563	563	0.66
211	Aug-19	Koppal	F1-Byrapur	4463.41	4479.67	2000	0.33	0.02	0.31	410	410	410	746	421	421	421	0.31
212	Aug-19	Koppal	F3-WS(IP)	2288.88	2300.69	2000	0.24	0.01	0.22	301	301	301	554	404	404	404	0.22
213	Aug-19	Koppal	F4-Belagatti	352.60	356.30	2000	0.07	0.00	0.07	380	380	380	185	380	380	380	0.07
214	Aug-19	Koppal	F5-Kavalur	6530.86	6536.01	2000	0.10	0.01	0.09	144	144	144	672	149	149	149	0.09
215	Aug-19	Koppal	F3-Ojanahalli	604.45	619.87	2000	0.31	0.02	0.29	398	398	398	728	398	398	398	0.29
216	Aug-19	Koppal	F4-Irakalagada	2086.04	2101.51	2000	0.31	0.02	0.29	325	325	325	325	346	346	346	0.31
217	Aug-19	Koppal	F5-Budishethal	1815.50	1829.53	2000	0.28	0.02	0.26	301	301	301	283	301	301	301	0.26
218	Aug-19	Koppal	F6-Devalapur	2002.50	2006.05	2000	0.07	0.00	0.07	449	449	449	149	449	449	449	0.07
219	Aug-19	Koppal	F1-Maimalli	2200.46	2205.62	2000	0.10	0.00	0.10	76	76	76	1276	100	100	100	0.13

l. skingmas
Executive Engineer
Regulatory Affairs
Corporate Office,
GESCOM, KALABURAGI

210

